



Permit with introductory note

f

NORTH EAST LINCOLNSHIRE COUNCIL

**POLLUTION PREVENTION AND CONTROL ACT 1999
Environmental Permitting Regulations 2010 (as amended)**

Installation address

**Bennetts & Co (Grimsby) Ltd
Estate Road No. 6
South Humberside Industrial Estate
Grimsby
North East Lincolnshire
DN31 2TG**

Permit Ref. no: EP/200500003/V1

Introductory note

This introductory note does not form a part of the Permit

The following Permit is issued under Regulation 13 of the Environmental Permitting (England and Wales) Regulations 2010 (S.I.2010 No. 675) ("the EP Regulations") to operate an installation carrying out one or more of the activities listed in Part 2 to Schedule 1 of those Regulations, to the extent authorised by the Permit.

The permit includes conditions that have to be complied with. It should be noted that aspects of the operation of the installation which are not regulated by those conditions shall be subject to best available techniques, used to prevent or, where that is not practicable, reduce emissions from the installation in relation to any aspect of the operation of the installation which is not regulated by any condition within the permit.

Techniques include both the technology used and the way in which the installation is designed, built, maintained, operated and decommissioned.

Confidentiality

The Permit requires the Operator to provide information to North East Lincolnshire Council. The Council will place the information onto the public registers in accordance with the requirements of the EP Regulations. If the operator considers that any information provided is commercially confidential, it may apply to North East Lincolnshire Council to have such information withheld from the register as provided in the EP Regulations. To enable North East Lincolnshire Council to determine whether the information is commercially confidential, the Operator should clearly identify the information in question and should specify clear and precise reasons.

Variations to the permit

Your Attention is drawn to the Variation Notification Procedure condition in the permit. This Permit may be varied in the future. If at any time the activity or any aspect of the activity regulated by the following conditions changes such that the conditions no longer reflect the activity and require alteration, the Regulator should be contacted.

Surrender of the permit

Where an Operator intends to cease the operation of an installation (in whole or in part) the regulator should be informed in writing, such notification must be made as specified in regulation 24(3) of the EP regulations.

Transfer of the permit or part of the permit

Before the Permit can be wholly or partially transferred to another person, a joint application to transfer the Permit has to be made by both the existing and proposed holders, in accordance with Regulation 21 of the EP Regulations. A transfer will be allowed unless the Authority considers that the proposed holder will not be the person who will have control over the operation of the installation or will not ensure compliance with the conditions of the transferred Permit.

Responsibility under workplace health and safety legislation

This Permit is given in relation to the requirements of the EP regulations. It must not be taken to replace any responsibilities you may have under Workplace Health and Safety legislation.

Appeal against permit conditions

Right to Appeal

You have the right of appeal against this permit within 6 months of the date of the decision. The Council can tell you how to appeal. You will normally be expected to pay your own expenses during an appeal.

You will be liable for prosecution if you fail to comply with the conditions of this permit. If found guilty, the maximum penalty for each offence if prosecuted in a Magistrates Court is £50,000 and/or 6 months imprisonment. In a Crown Court it is an unlimited fine and/or 5 years imprisonment.

Our enforcement of your permit will be in accordance with the Regulators "Compliance Code."

Anyone who is aggrieved by the conditions attached to a Permit can appeal to the Secretary of State for the Environment, Food and Rural Affairs. Appeals must be made in accordance with the requirements of Regulation 31 and Schedule 6 of the EP Regulations.

Appeals should be received by the Secretary of State for Environment, Food and Rural Affairs. The address is as follows:

The Planning Inspectorate
Environmental Team, Major & Specialist Casework
Room 4/04 – Kite Wing
Temple Quay House
2 The Square, Temple Quay
BRISTOL
BS1 6PN
Tel: 0117 372 8726
Fax: 0117 372 8139

Please Note

An appeal brought under Regulation 31 (1) (b) and Schedule 6, in relation to the conditions in a permit will not suspend the effect of the conditions appealed against; the conditions must still be complied with.

In determining an appeal against one or more conditions, the Act allows the Secretary of State in addition to quash any of the conditions not subject to the appeal and to direct the local authority either to vary any of these other conditions.

End of introductory note

Permit issued under the Environmental Permitting Regulations (England and Wales) 2010 (as amended)

Permit

Permit Ref. No: EP/200500003/V1

North East Lincolnshire Council (the Regulator) in exercise of its powers under Regulation 13(1) of the Environmental Permitting Regulations 2010 (S.I.2010 No. 675) hereby permits.

Bennetts & Co (Grimsby) Ltd ("the operator"),


Whose registered office is:
Bennetts & Co (Grimsby) Ltd
Estate Road No 6
South Humberside Industrial Estate
Grimsby
North East Lincolnshire
DN31 2TG

Company Registration. no: 492707

To operate an installation at:
Bennetts & Co (Grimsby) Ltd
Estate Road No 6
South Humberside Industrial Estate
Grimsby
North East Lincolnshire
DN31 2TG

to the extent authorised by and subject to the conditions of this Permit and within the boundary identified in Appendix 1, installation boundary.


Signed



Nathan Vear
Service Manager – Environment

Authorised to sign on behalf of
North East Lincolnshire Council

Dated



Activity description

The manufacture of products wholly or mainly of wood at any works if the process involves the sawing, drilling, sanding, shaping, planning, turning of wood as listed in section 6.6 Part B in Part 2 of Schedule 1 to the Environmental Permitting Regulations

Timber is brought into the mill on a side loader lift tractor from the storage areas, either open stacking or indoor storage. It is then lowered on to bearers by the side of the band or circular saw or planer moulder, wood is manually fed through the saws.

All sawdust created by the use of all cutting machines (saws, cutter heads, planer moulder machines) is collected by a central extraction system and piped into a bag filter arrestment system for collection and subsequent distribution directly into large containers ready for collection from the site.

The installation boundary and key items of equipment mentioned in permit conditions are shown in the plan attached to this permit.

Conditions

Emissions and monitoring

1. No visible particulate matter shall be emitted beyond the installation boundary.
2. The emission requirements and methods and frequency of monitoring set out in Table 1 shall be complied with. Sampling shall be representative.

Any monitoring display required for compliance with the permit shall be visible to operating staff at all times. Corrective action shall be taken immediately if any periodic monitoring result exceeds a limit in Table 1, or if there is a malfunction or breakdown of any equipment which might increase emissions. Monitoring shall be undertaken or repeated as soon as possible thereafter and a brief record shall be kept of the main actions taken.

3. All plant and equipment capable of causing, or preventing, emissions and all monitoring devices shall be calibrated and maintained in accordance with the manufacturer's instructions. Records shall be kept of such maintenance.

Silos where used

4. Wood dust shall only be stored within the wood dust silos.
5. Dust emissions from loading or unloading vehicles shall be minimised by venting to the bag filter arrestment system and by connecting transfer lines first to the delivery inlet point and then to the discharge point, and by ensuring delivery is at a rate which does not pressurise the silo.
6. Silos and bulk containers of dusty materials shall not be overfilled and there shall be an overfilling alarm.
7. Displaced air from pneumatic transfer shall pass through abatement plant prior to emission to air.

Storage of materials

8. Dusty materials (including dusty wastes) shall only be stored within the fully enclosed lorry trailer as detailed on the plan attached to this permit (Appendix 2) and shall be subject to suppression and management techniques to minimise dust emissions.

Belt conveying

9. All dusty materials, including wastes, shall be conveyed using the enclosed pneumatic system. All transfer points shall be enclosed and ducted to the arrestment plant.

Loading, unloading and transport

10. The transportation and handling of wood dust and wood particles shall be carried out using pneumatic or enclosed handling systems
11. When wood dust is moved using site transport, it shall be held in enclosed containers.
12. No potentially dusty materials (including wastes) shall leave the site other than by use of fully enclosed road transport.

Arrestment Equipment

13. Replace all filter media at a frequency agreed with the regulator.

Techniques to control fugitive emissions

14. The fabric of process buildings shall be maintained so as to minimise visible dust emissions.

Records and training

15. Written or computer records of all tests and monitoring shall be kept by the operator for at least 24 months. They and a copy of all manufacturers' instructions referred to in this permit shall be made available for examination by the Council. Records shall be kept of operator inspections, including those for visible and odorous emissions.
16. Staff at all levels shall receive the necessary training and instruction to enable them to comply with the conditions of this permit. Records shall be kept of relevant training undertaken.

Best available techniques

17. The best available techniques shall be used to prevent or, where that is not practicable, reduce emissions from the installation in relation to any aspect of the operation of the installation which is not regulated by any other condition of this permit.
18. If the operator proposes to make a change in operation of the installation, he must, at least 14 days before making the change, notify the regulator in writing. The notification must contain a description of the proposed change in operation. It

is not necessary to make such a notification if an application to vary this permit has been made and the application contains a description of the proposed change. In this condition 'change in operation' means a change in the nature or functioning, or an extension, of the installation, which may have consequences for the environment.

End of Permit

Table 1.

Table 1 – Emission limits, monitoring and other provisions					
Row	Substance	Source	Emission limits / provisions	Type of monitoring	Monitoring frequency
1	Particulate matter	Whole Site	No visible emission	Visual observations Particular attention should be paid to areas where vehicles are filled with wood waste and wood dust.	On start-up and at least two more occasions during the working day
2	Particulate matter	Arrestment plant (not cyclones) designed with exhaust flow rate >300m ³ /min	No visible emission	Visual observations	On start-up and at least two more occasions during the working day
3	Particulate matter	Arrestment plant (not cyclones) designed with exhaust flow rate <300m ³ /min	No visible emission	Visual observations	At least daily
4	Particulate matter	Cyclones	No visible emission.	Continuous indicative monitoring devices with visual and audible alarms which activate on cyclone malfunction and which indicate e.g. blockages (data logging should not normally be necessary)	Continuous to show arrestment equipment is functioning correctly
5	Particulate matter	Combustion processes (see also Noted)	No visible smoke and must not exceed Ringlemann Shade 1 as described in British Standard BS 2742	Visual observations	On start-up and at least two more occasions during the working day
6	Droplets, persistent mist and fume	All emissions to air (except steam and condensed water vapour)	No droplets, No persistent mist No persistent fume	Visual observations	On start-up and at least two more occasions during the working day

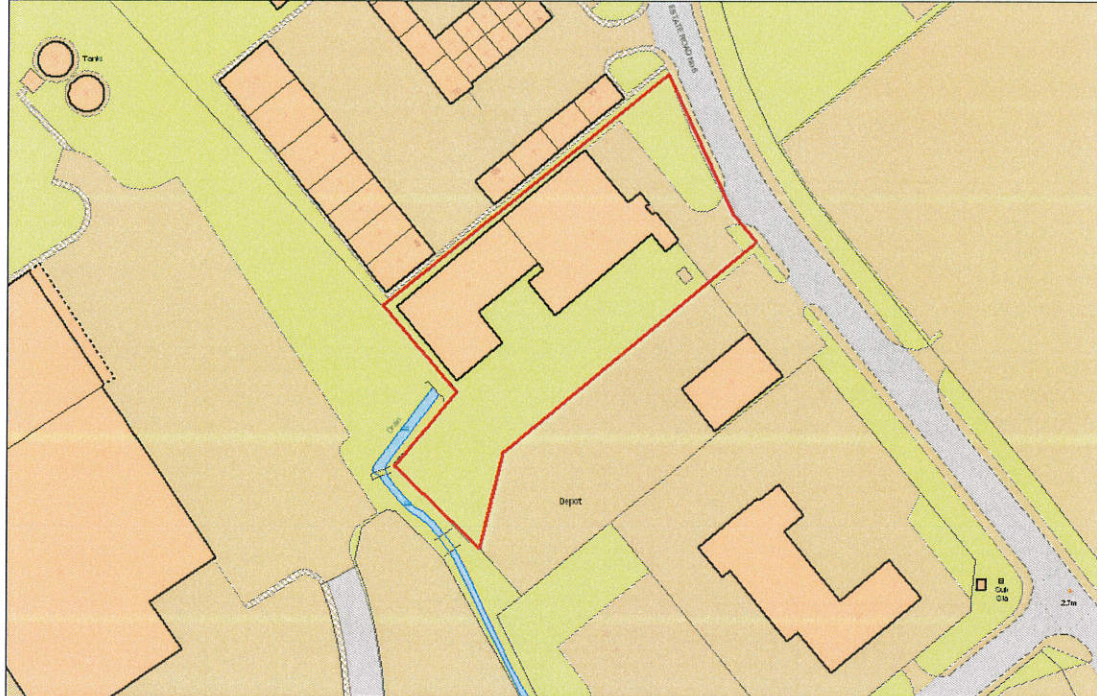
Notes:

* All periodic monitoring results shall be checked by the operator on receipt and sent to the Council within 8 weeks of the monitoring being undertaken.*

- a) All periodic monitoring shall be over a period that shall be representative and shall use standard methods.
- b) The emission limits do not apply during start-up and shut down. All emissions shall be kept to a minimum during these periods.
- c) Row 5 does not apply to any combustion process using fuel manufactured from waste in appliances with a net rated thermal input greater than 0.4MW – the provision of PG Note 1/12 applies.
- d) Where the plant is discharging to the external atmosphere.

Appendix 1- Site boundary

The operator is authorised to carry out the activities and/or associated as specified and within the boundary shown in red on the plan below



This product includes mapping data licensed from Ordnance Survey with permission of the Controller of HMSO.
© Crown Copyright 2010. All rights reserved. License number 100020759

Appendix 2 – Designated Storage Areas

