

Communities Scrutiny Panel report on crime and ASB

4th February 2021

**Youth Offending and Community
Safety Services**

Paul Caswell (NELC)

HEAD OF YOUTH OFFENDING AND COMMUNITY SAFETY

Introduction to North East Lincolnshire Councils Community Safety and Youth Offending Service performance data Q3 2020-2021

1. Crime

- Overall crime & suspected U18 crime
- All crimes Q1-Q3 2020/2021
- Youth related crime across the Humberside region, Q3 20-21
- Violent crime with and without injury all ages / youth related.
- Burglary all ages / youth related.

2. Domestic abuse

- Domestic abuse Police incidents and crimes
- MARAC

3. Anti-Social Behaviour

- Anti-Social Behaviour all ages / Anti-Social Behaviour youth related.
- Youth Related ASB across Humberside region, Q3 20-21

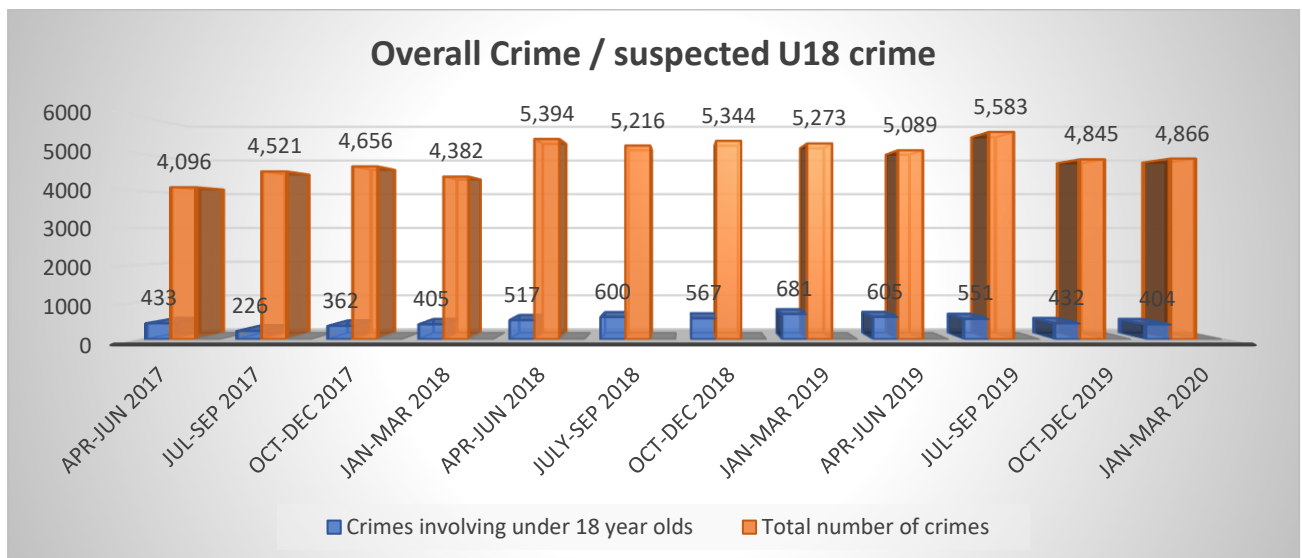
4. Youth Offending data

- First time entrants to the justice system
- First Time Entrants across the Humberside region, Q3 20-21
- Offending cohort, offender, re offender, offences committed.
- Current Youth Justice Board re offending data against live tracking tool, Q3 18-19 / Q3 20-21
- Youth Custody

1. Crime

Overall crime & suspected U18 crime

- Overall crime has remained consistent over the previous few years, 19-20 however showing a reduction from the previous year of 10% (21,297 / 20,383)
- Youth related crime has reduced consistently over the years 2018-2019 showed a total of 2365 U18's suspected of committing a crime, with 2019-2020 showing 1992, this a reduction of 16%.
- Each quarter period of reporting shows all crime and the number of crimes a person U18 is a suspect, this shows a % of youth to adult. The last reporting period in this report shows data from Jan – March 2020, this showed 6.8%, the same period the previous year, Jan – March showed 10.6%



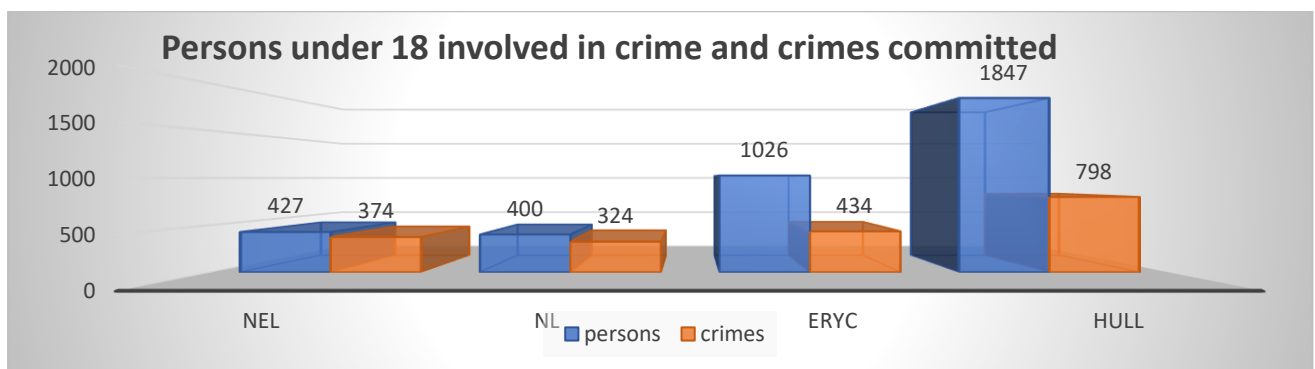
All crimes Q1-Q3 2020/2021

- The chart below shows crimes recorded in each LA within Humberside this year so far, this is showing all areas with noticeable reductions.

Humberside Police crime data	Year to date	Difference RAG
North East Lincolnshire	14026	-31.10%
North Lincolnshire	11189	-32.10%
East Riding of Yorkshire	14526	-30.60%
Hull	29607	-28.30%

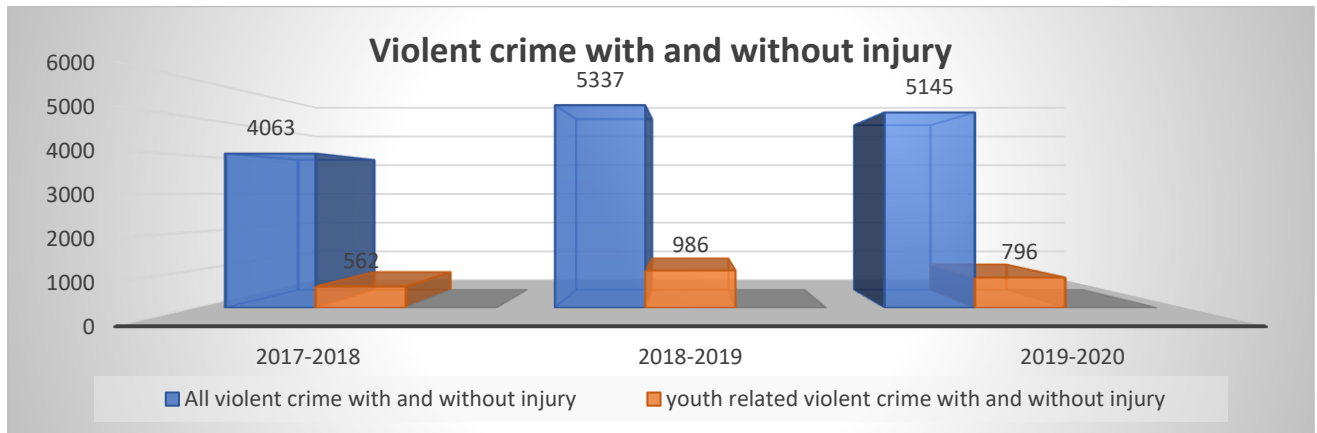
Youth related crime across the Humberside region, Q3 20-21

- North East Lincolnshire has worked very hard on its diversion of children from criminalisation programme for several years now and the figures below show the performance across Humberside with North East Lincolnshire showing excellent performance both in young people suspected and the crimes they are suspected of committing.



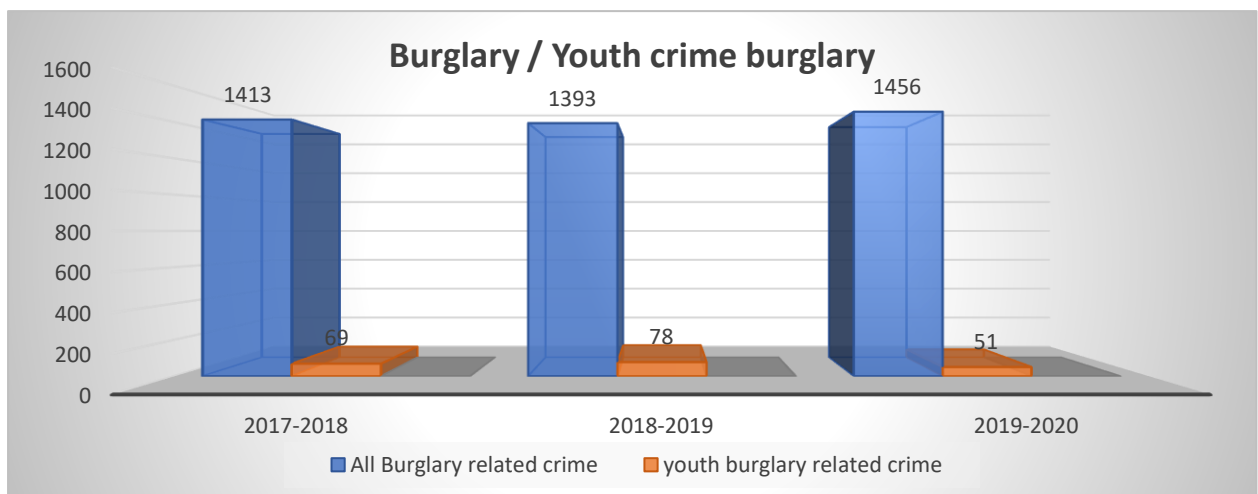
Violent crime with and without injury all ages / youth related.

- Violence against the person has always been a high-volume crime within North East Lincolnshire, this even more so with the change of classification of crime when some elements of ASB were recoded as public order and harassment offences., however this last year the numbers have reduced.



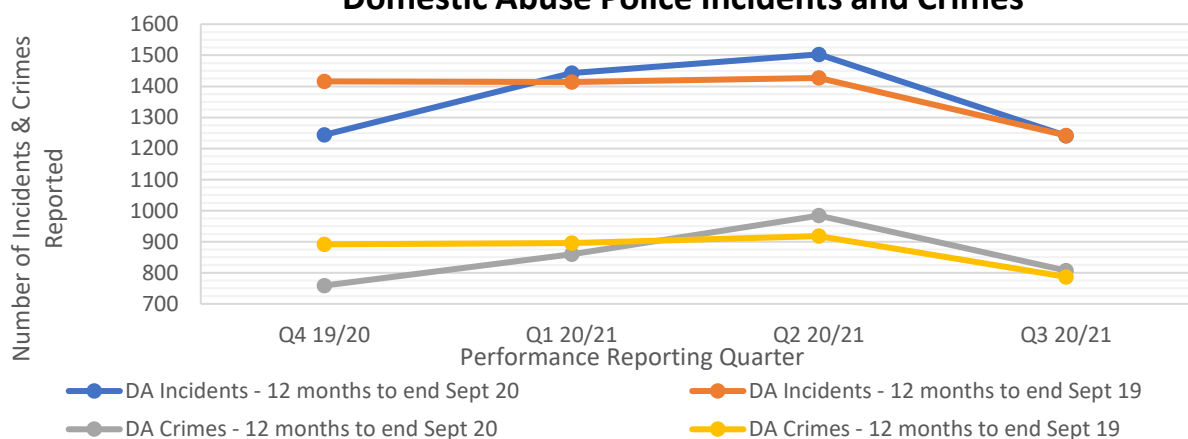
Burglary all ages / youth related.

- The crime of burglary remains a predominantly adult crime with very few young people now committing this classification of crime. The % of youth to adult being approximately 4-6%
- There has been a slight increase in 29-20 against 18-19, this however only 4%.



2. Domestic Abuse

Domestic Abuse Police Incidents and Crimes



Domestic Abuse Incidents

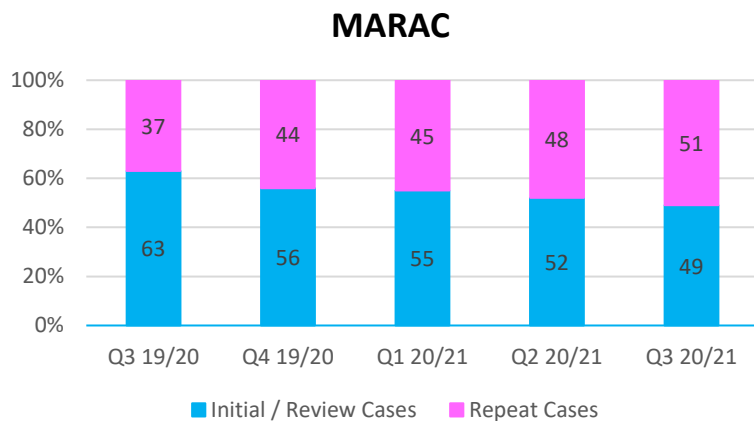
- There were 1,241 incidents of domestic abuse reported to Humberside Police in the current reporting quarter (Q3 20/21). This compares to 1,503 reported in the previous quarter (Q2 20/21) and 1,242 reported in the same quarter the previous year (Q3 19/20).

Domestic Abuse Crimes

- There were 807 domestic abuse crimes recorded against the reported incidents in the current reporting quarter (Q3 20/21). This compares to 984 reported in the previous quarter (Q2 20/21) and 782 reported in the same quarter the previous year (Q3 19/20).

What difference have we made?

- The decrease in the rate of domestic abuse incidents for this quarter is positive given that the overall aim is to reduce incidents of domestic abuse. A consistently high level in the number of domestic abuse incidents going on to be recorded as a crime has been maintained throughout 20/21 and the overall rate of incidents being recorded as a crime has almost doubled in the last 6 years.



**A MARAC only applies to the cases of domestic abuse that are identified as being high risk cases.*

***Safe Lives, a leading national domestic abuse charity, defines a 'repeat' as ANY instance of abuse between the same victim and perpetrator(s), within 12 months of the last referral made to MARAC.*

MARAC Cases

- There was a total of 161 cases heard at MARAC in Q3 20/21
- This compares to 194 (a 17% decrease) in the previous quarter (Q2 20/21)

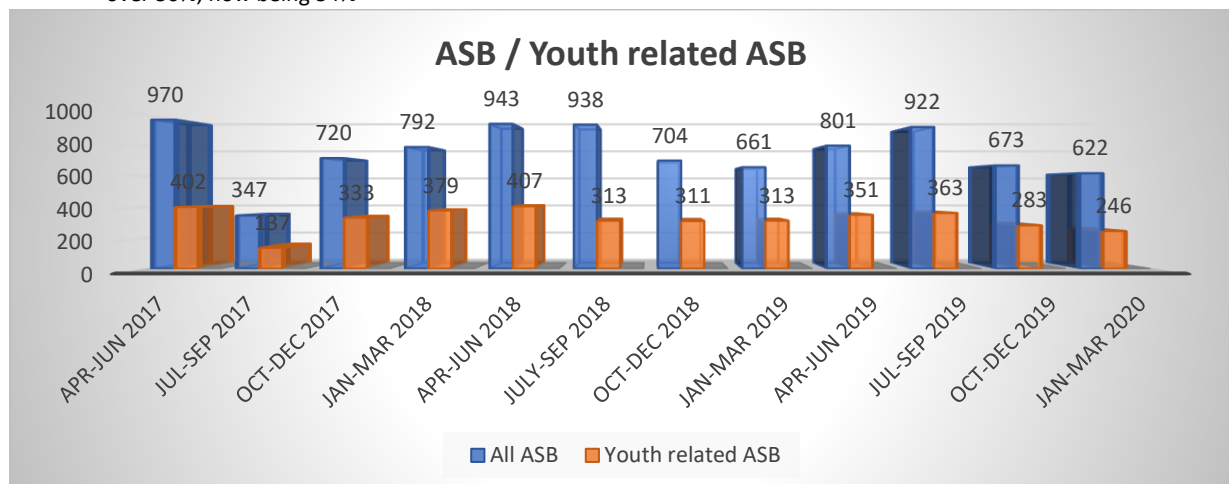
Repeat Cases

- Of the total cases heard at MARAC, there were 82 repeat cases during the current reporting quarter (Q3 20/21).
- This compares to 96 (a 15% decrease) in the previous quarter (Q2 20/21)

3. Anti - Social Behaviour

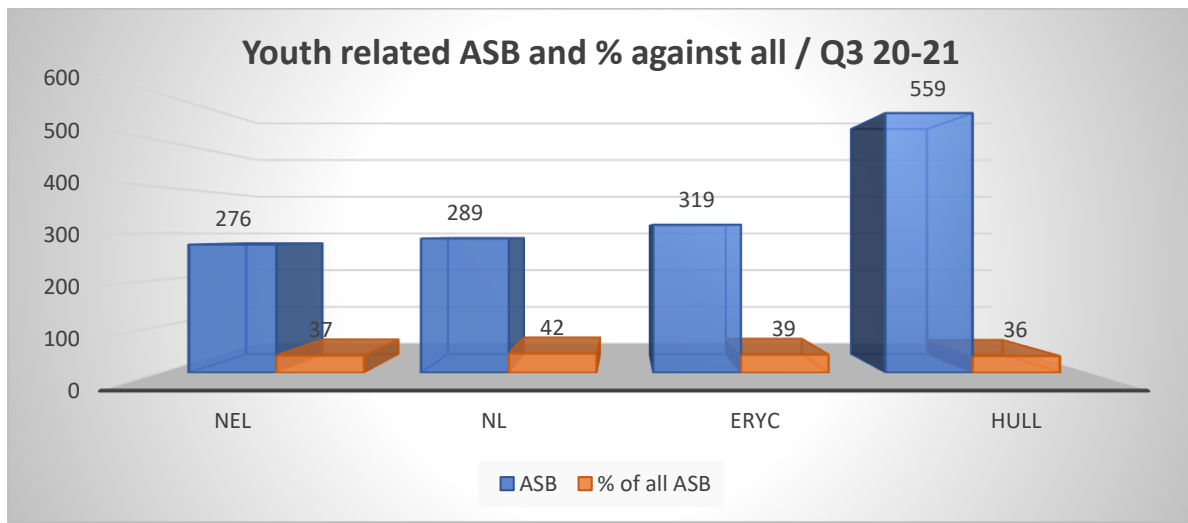
Anti-Social Behaviour all ages / Anti-Social Behaviour youth related.

- ASB has shown as overall reduction of 7% when comparing 2019-2020 to 2018-2019
- Youth related ASB has also shown a reduction of 8% when comparing the same period as above.
- The percentage of youth ASB compared to all ASB has shrunk over the years, in the previous years it has been over 50%, now being 34%



Youth Related ASB across Humberside region, Q3 20-21

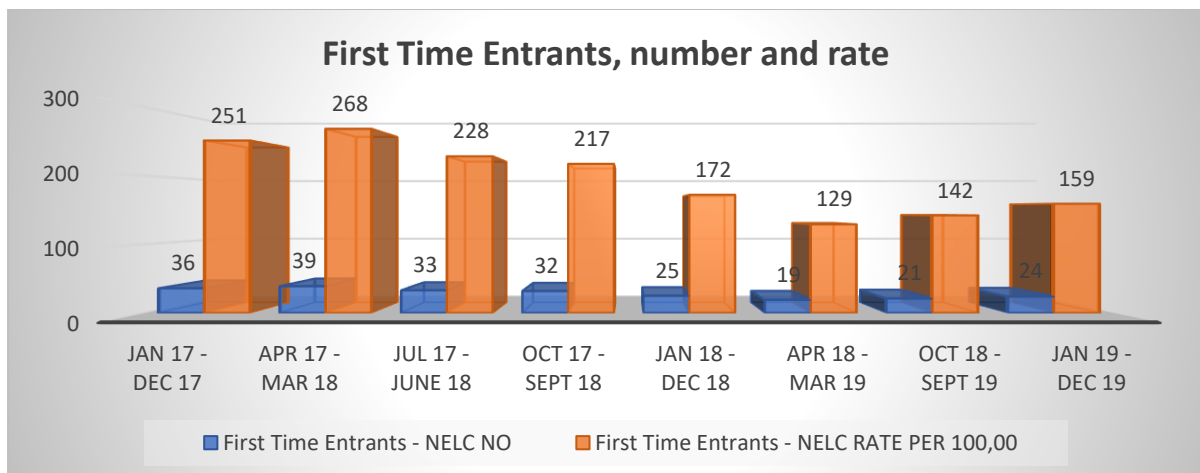
- The below graph shows that we have the lowest levels of youth related ASB in the Humber when compared to the 3 other local authorities. Plus, the second lowest % of youth ASB when compared to all.



4. Youth Offending data

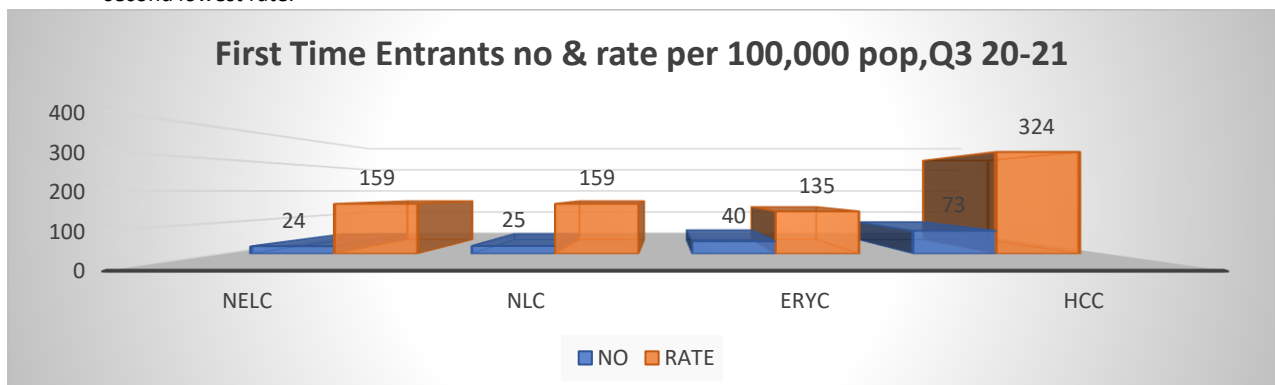
First time entrants to the justice system

- First time entrants in the justice system in North East Lincolnshire have reduced dramatically over the years. In 2009 there was over 450 young people, now the figure is consistently in the range of 19 – 30 annually. The rate per 100,000 population is also very low. Both figures show North East Lincolnshire in the best performing top 10% in the country



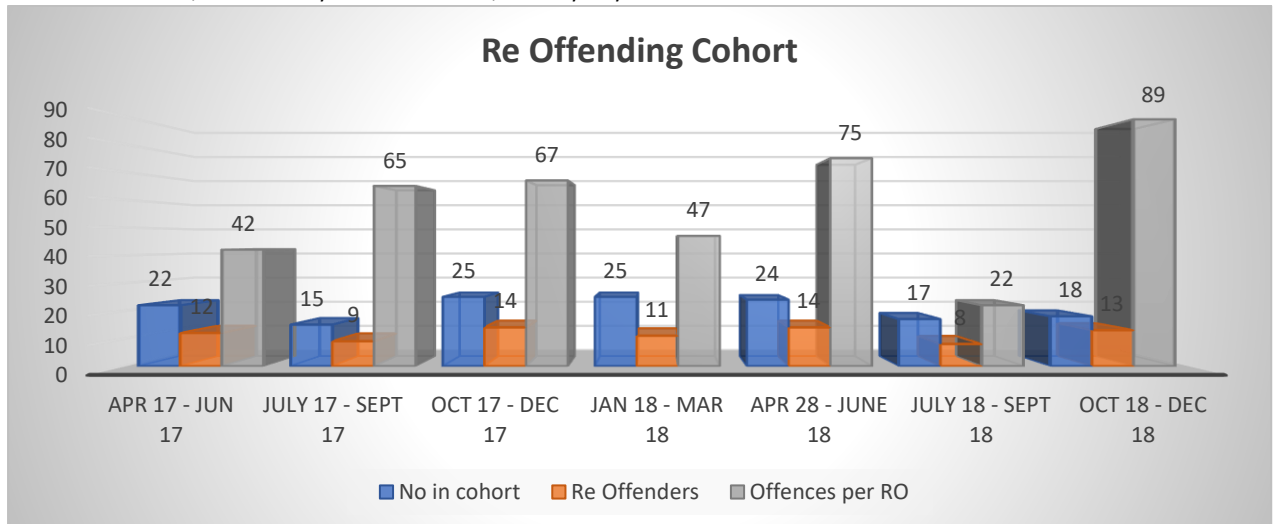
First Time Entrants within the Humberside region, Q3 20-21

- North East Lincolnshire has the lowest no of First Time Entrants to the justice system in Humberside and the second lowest rate.



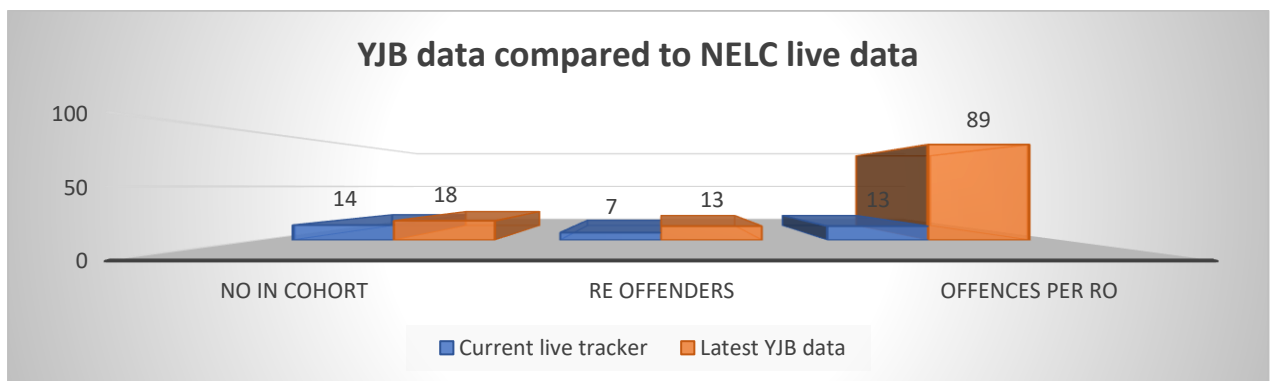
Offending cohort, offender, re offender, offences committed

- The re offending binary rate is the % of re offenders within an offending cohort. This increases in percentage when the cohort shrinks. The below details this and shows that there are fewer young people in North East Lincolnshire identified as offenders, however a consistent number of those re-offend and commit most of the offences.
- This data, due to ICT system verification, is always 2 years out of date.



Current Youth Justice Board Re offending data against live tracking tool, Q3 18-19 compared to Q3 20-21

- The below data shows the latest Youth Justice Board data against the NELC YOS live tracking tool, the blue figures show the current, here, and now picture.



Youth Custody

- The numbers of young people in custody have reduced over this rolling period.

