

Working in partnership

Accessing planning and enforcement information accessible to you via our Planning Portal.

North East Lincolnshire Council, regularly receives requests for Planning and Enforcement information under the Freedom of Information Act, this information in many cases is readily accessible to you through our Planning Portal.

To assist requesters obtain the information they require quickly and easily, we have produced this guide to explain the information that can be accessed via the portal and how to search for it.

Planning applications statistics are also available on the [government website](#).

Link: <https://www.gov.uk/government/statistical-data-sets/live-tables-on-planning-application-statistics>

To access our Planning Portal

Go to the Planning Portal on the [North East Lincolnshire Council website](#)

Link: <https://www.nelincs.gov.uk/planning-and-building-control/planning-applications/planning-portal/>

After reading and agreeing the terms and conditions, click 'Search planning applications'.

Click 'Advanced'.

Select if you want to search for 'Applications', 'Appeals' or 'Enforcements'

Select the appropriate dates for your search. The date can be entered in the following format 01/01/2020 or by clicking the calendar at the side and selecting the date you require.

Please be aware that there may be too many applications to search in the period you select. If this is the case you will need to split your search into different periods of time.

Then click Search.

On the following pages are example searches you can make:

Example 1: The number of planning applications received in a particular period of time.

Example 2: How many planning applications were approved in a particular time period.

Example 3: How many applications for dwellings were refused but allowed under appeal in a particular time period.

Example 4: How many applications for houses in multiple occupation (HMO's) have been approved in a particular time period,

Working in partnership

Example 1:

How many planning applications were received in the period January 2020 to December 2020?

On the [North East Lincolnshire Council website](#), after reading and agreeing the terms and conditions, click 'Search planning applications'.

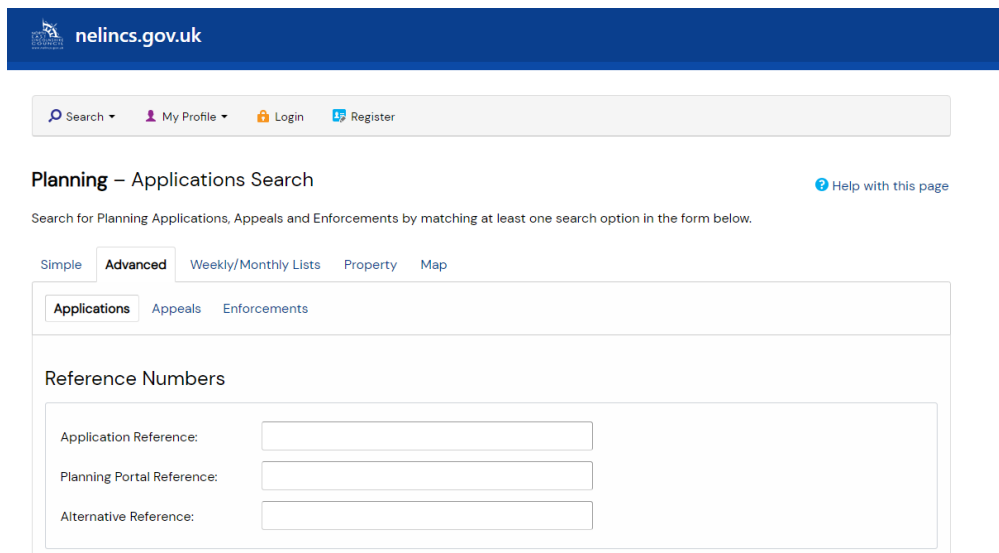
There may be too many applications to search in a year. It is advisable to search with two dates instead.

Using the Advanced Search, in Dates, in the Date Received, enter the Date in the following format i.e. 01/01/2020 or click the calendar at the side. Enter the To Date as 30/06/2020. Then click Search, as shown in the example below. This will produce the details of applications received.

Please note, these will also include Tree applications, Prior Notifications, Certificate of Lawfulness, Details in Discharge of Conditions, Non-Material Amendments, Screening and Scoping's (Environmental Impact Assessments).

Search again using the dates 01/07/2020 to 31/12/2020.

Click each application, to search for details and view documents.



The screenshot shows the website header with the URL [nelincs.gov.uk](#). Below the header is a navigation bar with links for Search, My Profile, Login, and Register. The main content area is titled "Planning – Applications Search" and includes a "Help with this page" link. A search instruction states: "Search for Planning Applications, Appeals and Enforcements by matching at least one search option in the form below." There are four tabs: Simple, Advanced (selected), Weekly/Monthly Lists, Property, and Map. Under the "Advanced" tab, there are three sub-tabs: Applications (selected), Appeals, and Enforcements. The "Reference Numbers" section contains three input fields: "Application Reference:", "Planning Portal Reference:", and "Alternative Reference:".

Working in partnership

Application Details

Description Keyword:	<input type="text"/>
Applicant Name:	<input type="text"/>
Application Type:	All <input type="button" value="v"/>
Ward:	All <input type="button" value="v"/>
Parish:	All <input type="button" value="v"/>
Conservation Area:	<input type="text"/>
Agent:	<input type="text"/>
Status:	All <input type="button" value="v"/>
Decision:	All <input type="button" value="v"/>
Appeal Status:	All <input type="button" value="v"/>
Appeal Decision:	All <input type="button" value="v"/>
Development Type:	All <input type="button" value="v"/>
Address:	<input type="text"/>

Dates

Enter a date range (a start date and an end date) for the criteria that you are interested in. The date fields may be entered manually using the date format dd/mm/yyyy (e.g. 01/07/2019). Alternatively, click on the calendar button and pick a date.

Date Received:	<input type="text" value="01/01/2020"/> <input type="button" value="calendar"/>	to:	<input type="text" value="30/06/2020"/> <input type="button" value="calendar"/>
Date Validated:	<input type="text"/> <input type="button" value="calendar"/>	to:	<input type="text"/> <input type="button" value="calendar"/>
Date Actual Committee:	<input type="text"/> <input type="button" value="calendar"/>	to:	<input type="text"/> <input type="button" value="calendar"/>
Decision Date:	<input type="text"/> <input type="button" value="calendar"/>	to:	<input type="text"/> <input type="button" value="calendar"/>
Appeal Decision Date:	<input type="text"/> <input type="button" value="calendar"/>	to:	<input type="text"/> <input type="button" value="calendar"/>

Search

Reset

Working in partnership

Example 2:

How many planning applications were approved in the period 01/01/2020 to 31/12/2020?

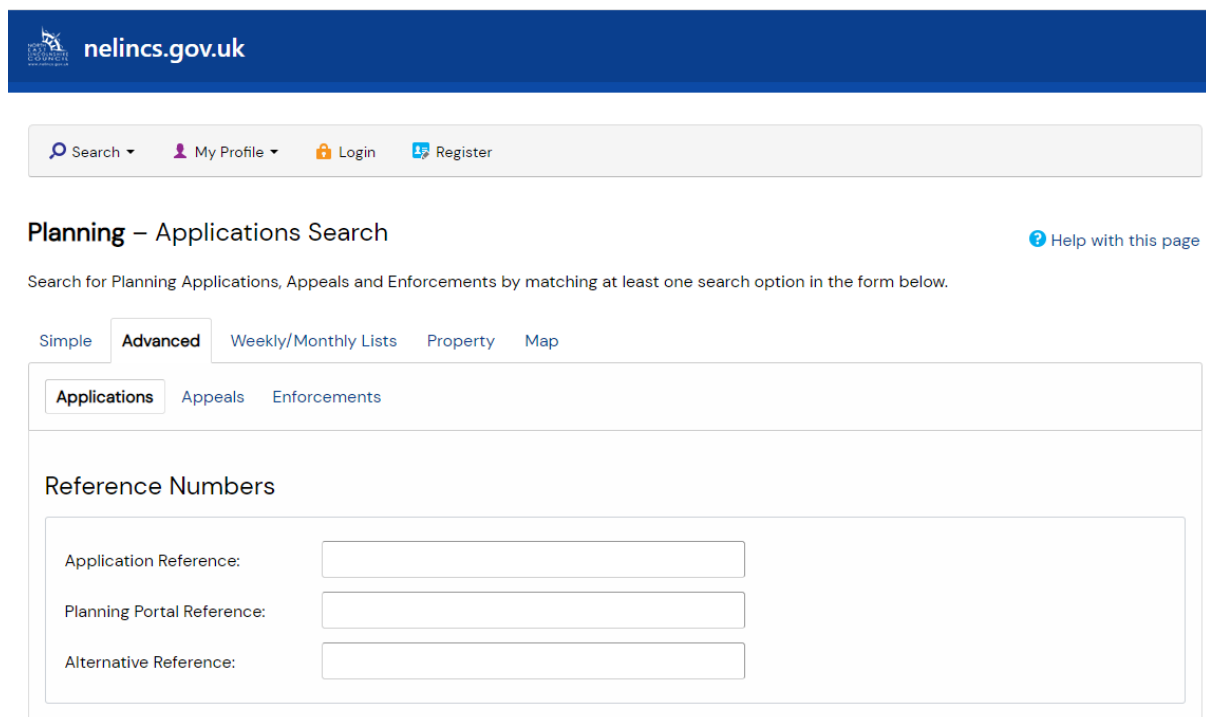
On the [North East Lincolnshire Council website](#), after reading and agreeing the terms and conditions, click 'Search planning applications'.

There may be too many applications to search in a year. It is advisable to search with two dates instead.

Using the Advanced Search, in Application Details, using the drop down arrow in the Decision box, choose the following categories separately for each search, Approved, Approved (A), Approved Conditions and Signing of a S106, Approved Limited Period, Approved Limited Period (AL), Approved with Conditions, Approved with Conditions (AC), Approved with the Signing of a Section 106.

This will produce details of planning applications. There is a need to exclude Tree applications, Prior Notifications, Certificate of Lawfulness, Details in Discharge of Conditions, Non-Material Amendments, Screening and Scoping's (Environmental Impact Assessments).


In Dates, enter the Decision Date in the following format i.e. 01/01/2020 or click the calendar at the side. Enter the To Date as 30/06/2020. Then click Search, as shown in the example below. Search again using the dates 01/07/2020 to 31/12/2020.



The screenshot shows the website header with the logo and URL 'nelincs.gov.uk'. Below the header is a navigation bar with links for Search, My Profile, Login, and Register. The main content area is titled 'Planning – Applications Search' and includes a 'Help with this page' link. A search instruction states: 'Search for Planning Applications, Appeals and Enforcements by matching at least one search option in the form below.' The search interface has tabs for 'Simple', 'Advanced', 'Weekly/Monthly Lists', 'Property', and 'Map'. Under the 'Advanced' tab, there are sub-tabs for 'Applications', 'Appeals', and 'Enforcements'. The 'Applications' sub-tab is selected, and the 'Reference Numbers' section contains three input fields: 'Application Reference:', 'Planning Portal Reference:', and 'Alternative Reference:'.











Working in partnership

Application Details

Description Keyword:	<input type="text"/>
Applicant Name:	<input type="text"/>
Application Type:	All <input type="button" value="v"/>
Ward:	All <input type="button" value="v"/>
Parish:	All <input type="button" value="v"/>
Conservation Area:	<input type="text"/>
Agent:	<input type="text"/>
Status:	All <input type="button" value="v"/>
Decision:	Approved with Conditions <input type="button" value="v"/>
Appeal Status:	All <input type="button" value="v"/>
Appeal Decision:	All <input type="button" value="v"/>
Development Type:	All <input type="button" value="v"/>
Address:	<input type="text"/> 

Dates

Enter a date range (a start date and an end date) for the criteria that you are interested in. The date fields may be entered manually using the date format dd/mm/yyyy (e.g. 01/07/2019). Alternatively, click on the calendar button and pick a date.


Date Received:	<input type="text" value="01/01/2020"/> 	to:	<input type="text" value="30/06/2020"/> 
Date Validated:	<input type="text"/> 	to:	<input type="text"/> 
Date Actual Committee:	<input type="text"/> 	to:	<input type="text"/> 
Decision Date:	<input type="text"/> 	to:	<input type="text"/> 
Appeal Decision Date:	<input type="text"/> 	to:	<input type="text"/> 

Search

Reset

Working in partnership

Using another approved code to search i.e. Approved Limited Period:

 nelincs.gov.uk

 Search  My Profile  Login  Register

Planning – Applications Search

 Help with this page

Search for Planning Applications, Appeals and Enforcements by matching at least one search option in the form below.

Simple **Advanced** Weekly/Monthly Lists Property Map

Applications Appeals Enforcements

Reference Numbers

Application Reference:

Planning Portal Reference:

Alternative Reference:

Application Details

Description Keyword:

Applicant Name:

Application Type:

Ward:

Parish:

Conservation Area:

Agent:


Status:

Decision:

Appeal Status:

Appeal Decision:









Development Type:

Address: 

Working in partnership

Dates

Enter a date range (a start date and an end date) for the criteria that you are interested in. The date fields may be entered manually using the date format dd/mm/yyyy (e.g. 01/07/2019). Alternatively, click on the calendar button and pick a date.

Date Received:	<input type="text" value="01/01/2020"/>		to:	<input type="text" value="30/06/2020"/>	
Date Validated:	<input type="text"/>		to:	<input type="text"/>	
Date Actual Committee:	<input type="text"/>		to:	<input type="text"/>	
Decision Date:	<input type="text"/>		to:	<input type="text"/>	
Appeal Decision Date:	<input type="text"/>		to:	<input type="text"/>	

Search

Reset

Working in partnership

Example 3:

How many applications for dwellings were refused but allowed under appeal in the period 01.11.2020 to 31.07.2021

On the [North East Lincolnshire Council website](#), after reading and agreeing the terms and conditions, click 'Search planning applications'.

Using the Advanced Search, in Application Details, in the Decision box, using the drop down arrow, select 'Refused'.

In the Appeal Decision box, choose the following categories separately for each search select 'Appeal allowed with Conditions', 'Appeal Allowed; Appeal allowed with Costs'.

In the Development Type , choose the following categories separately for each search, select 'Large Scale major dwellings', Minor Dwellings, Minor Dwellings, Small Scale major dwellings'.

In Dates, enter the Decision Date in the following format i.e. 01/11/2020 or click the calendar at the side. Then enter the To Date as 31/07/2021. Then click Search, as shown in the example below:

Planning – Applications Search

[Help with this page](#)

Search for Planning Applications, Appeals and Enforcements by matching at least one search option in the form below.

[Simple](#) **Advanced** [Weekly/Monthly Lists](#) [Property](#) [Map](#)

Applications [Appeals](#) [Enforcements](#)

Reference Numbers

Application Reference:

Planning Portal Reference:

Alternative Reference:

Working in partnership

Application Details

Description Keyword:	<input type="text"/>
Applicant Name:	<input type="text"/>
Application Type:	All <input type="button" value="v"/>
Ward:	All <input type="button" value="v"/>
Parish:	All <input type="button" value="v"/>
Conservation Area:	<input type="text"/>
Agent:	<input type="text"/>
Status:	All <input type="button" value="v"/>
Decision:	Refused <input type="button" value="v"/>

Appeal Status:	All <input type="button" value="v"/>
Appeal Decision:	Appeal Allowed with Conditions <input type="button" value="v"/>
Development Type:	Minor Dwellings <input type="button" value="v"/>
Address:	<input type="text"/>

Dates

Enter a date range (a start date and an end date) for the criteria that you are interested in. The date fields may be entered manually using the date format dd/mm/yyyy (e.g. 01/07/2019). Alternatively, click on the calendar button and pick a date.

Date Received:	<input type="text"/>	<input type="button" value="calendar"/>	to:	<input type="text"/>	<input type="button" value="calendar"/>
Date Validated:	<input type="text"/>	<input type="button" value="calendar"/>	to:	<input type="text"/>	<input type="button" value="calendar"/>
Date Actual Committee:	<input type="text"/>	<input type="button" value="calendar"/>	to:	<input type="text"/>	<input type="button" value="calendar"/>
Decision Date:	01/11/2020	<input type="button" value="calendar"/>	to:	31/07/2021	<input type="button" value="calendar"/>
Appeal Decision Date:	<input type="text"/>	<input type="button" value="calendar"/>	to:	<input type="text"/>	<input type="button" value="calendar"/>

This produced one application. It shows the Decision was Refused with the appeal being allowed with conditions. To view the appeal decision, click 'Documents'.

Working in partnership

Example 4:

How many applications for houses in multiple occupation (HMO's) have been approved in the period 01.01.2020 to 31.12.2020?

On the [North East Lincolnshire Council website](#), after reading and agreeing the terms and conditions, click 'Search planning applications'.

Using the Advanced Search, in Application Details – Description Keyword, enter the following separately 'house in multiple occupation' and then in another search enter 'HIMO'.

In the Decision box, using the drop down arrow, choose the following categories separately for each search, Approved, Approved (A), Approved Conditions and Signing of a S106, Approved Limited Period, Approved Limited Period (AL), Approved with Conditions, Approved with Conditions (AC).

In Dates, in the Decision Date, enter the Date in the following format i.e. 01/01/2020 or click the calendar at the side. Enter the To Date as 31/12/2020. Then click Search, as shown in the example below.

Planning – Applications Search

[Help with this page](#)

Search for Planning Applications, Appeals and Enforcements by matching at least one search option in the form below.

Simple **Advanced** Weekly/Monthly Lists Property Map

Applications Appeals Enforcements

Reference Numbers

Application Reference:

Planning Portal Reference:

Alternative Reference:

Working in partnership

Application Details

Description Keyword:	<input type="text" value="house in multiple occupation"/>
Applicant Name:	<input type="text"/>
Application Type:	<input type="text" value="All"/>
Ward:	<input type="text" value="All"/>
Parish:	<input type="text" value="All"/>
Conservation Area:	<input type="text"/>
Agent:	<input type="text"/>
Status:	<input type="text" value="All"/>
Decision:	<input type="text" value="All"/>
Appeal Status:	<input type="text" value="All"/>
Appeal Decision:	<input type="text" value="All"/>
Development Type:	<input type="text" value="All"/>
Address:	<input type="text" value=""/>

Dates

Enter a date range (a start date and an end date) for the criteria that you are interested in. The date fields may be entered manually using the date format dd/mm/yyyy (e.g. 01/07/2019). Alternatively, click on the calendar button and pick a date.

Date Received:	<input type="text"/>	to:	<input type="text"/>
Date Validated:	<input type="text"/>	to:	<input type="text"/>
Date Actual Committee:	<input type="text"/>	to:	<input type="text"/>
Decision Date:	<input type="text" value="01/01/2020"/>	to:	<input type="text" value="31/12/2020"/>
Appeal Decision Date:	<input type="text"/>	to:	<input type="text"/>

[Search](#)

[Reset](#)