

CABINET

DATE	12 th June 2024
REPORT OF	Cllr Stephen Harness, Portfolio Holder for Finance, Resources and Assets.
RESPONSIBLE OFFICER	Rob Walsh, Chief Executive, and Sharon Wroot, Executive Director Place and Resources
SUBJECT	2023/24 Council Plan Year End Performance & Provisional Financial Outturn Report
STATUS	Open
FORWARD PLAN REF NO.	CB/06/24/01

CONTRIBUTION TO OUR AIMS

The Council Plan, and the Budget, Finance and Business Plan were adopted by Council in February 2023. The Council Plan sets out the key actions for North East Lincolnshire Council that contribute to the priorities of 'Stronger Economy, Stronger Communities'. The finance and business plans underpin delivery and focus on long-term financial sustainability.

EXECUTIVE SUMMARY

This report provides key information and analysis of the Council's performance and provisional financial outturn position at the end of the 2023/24 financial year. Further detailed information is provided within the appendix to this report.

RECOMMENDATIONS

It is recommended that Cabinet:

1. Notes the outturn position and refers the report to Scrutiny panels for consideration.
2. Approves re-profiling requests in respect of the 2023/24 capital programme as detailed in Appendix 1 (Pages 9-11)
3. Approves the revised Capital Programme for 2024/27 included at Appendix 1 (Pages 9-11)
4. Approves the year end reserves position as detailed within Appendix 1 (Page 65).
5. Approves the use of reserves to address any significant variances arising from technical adjustments linked to the completion of the year end accounts.

REASONS FOR DECISION

The report is important in informing Cabinet of the performance and financial position of the Council and highlighting risks and opportunities.

1. BACKGROUND AND ISSUES

Council Plan Performance

- 1.1 During 2023/24, delivery of the priorities identified within the Council Plan has been challenging in terms of our capacity to support a number of large-scale projects including the transformation of our Children's and Adult's Services, high profile regeneration works, and increasing demand in the day-to-day business of demand-led services.
- 1.2 We have seen the most progress in Children's Services. Whilst there are still significant challenges, our capability and capacity to deliver our improvement plan has been recognised by the Department of Education, with the withdrawal of the Lincolnshire Sector Led Improvement Partner (SLIP).
- 1.3 The appendix to this report includes a red/amber/green (RAG) assessment for each area of the organisation for performance and finance. At the end of 2023/24, all areas are rated as green or amber for performance. An amber assessment means that the service area is under target with planned delivery/performance, with plans in place to improve.
- 1.4 The report includes a snapshot of performance data taken from a live performance dashboard that shows progress against our 'Vital Signs'; the barometers that indicate progress. We are continuing to develop the dashboard to improve the way that data is presented, so that it is clearer about what 'good' looks like and there is a clear direction of travel. We plan to launch a new version of the dashboard for 2024/25 to reflect the refresh of the Council Plan that was agreed in February 2024.
- 1.5 The dashboard is published on our website and can be used by elected members and residents to view more detailed information that sits behind the headline indicators. [Council Plan – Our vision and aims | NELC](https://nelincs.gov.uk) (nelincs.gov.uk), click on 'get started', then go to 'Progress tracker'.

Financial Position

- 1.6 The performance of the Council has continued to show improvements in the final quarter of the 2023/24 financial year. Despite the combined challenges of social care demand, a dynamic economic environment and pay and inflationary pressures, the Council has been able to report a balanced financial position at year end.
- 1.7 Where overspends against service budgets have been reported, these have been offset by underspends in other areas, additional funding and the drawdown of reserves. Whilst the level of reserves has reduced over a number of years, these are now being rebuilt through the recent budget process and a review of balance sheet provisions.
- 1.8 Over the last quarter we have seen demand in terms of children's safeguarding continue to reduce, reflecting the Council's ongoing improvement journey. Further actions to reconfigure staffing structures, the introduction of a renewed sufficiency strategy to reduce reliance on high-cost

external placements and a new case management system will deliver further efficiencies.

- 1.9 Whilst the overall direction of travel is positive, further action is still required to deliver long term financial sustainability and addressing identified funding gaps in future years of the medium term financial plan. In order to bring spending down to manageable levels on a recurrent basis, a range of priority actions have been identified and detailed within the Council's 2024/25 business plan.
- 1.10 The Council is taking a more commercial approach through its capital programme and investments are supporting the Council's strategic objective of enabling the growth of a strong and sustainable economy. Major investments are progressing across the Borough and these are expected to contribute to a range of priorities detailed with the council plan.
- 1.11 The capital programme remains under regular review, to ensure it reflects the Council's current priorities, and ensure that our projects and programmes remain viable, particularly considering the increase in interest rates we have seen over recent years. This approach will help to ensure that external borrowing remains affordable, sustainable, and prudent.
- 1.12 As we move into the new financial year, the focus will remain on the achievement of financial sustainability and the delivery of efficient and affordable public services. In line with the most recent Local Government financial settlement, the Council is developing a productivity plan which place further focus on transformation, the use of technology, focused spending and the barriers to change. Further detail on the plan will be included within the Q1 2024/25 report.

2. RISKS AND OPPORTUNITIES

Key risks and opportunities are detailed with the appendix to this report.

3. OTHER OPTIONS CONSIDERED

Not applicable to monitoring report.

4. REPUTATION AND COMMUNICATIONS CONSIDERATIONS

The environment in which the Council is operating is challenging in terms of capacity to deliver our priorities within financial resources. It is important that the Council is transparent about the delivery of planned activities and any issues that affect delivery of the plans.

5. FINANCIAL CONSIDERATIONS

- 5.1 The activities detailed within the plan were developed in conjunction with the agreed budget proposals for delivery within the approved budget envelope.
- 5.2 The financial environment in which the Council is operating remains

challenging and this can impact on our capacity to deliver the change we need to achieve our aspirations and support the residents of the Borough.

6. CHILDREN AND YOUNG PEOPLE IMPLICATIONS

The Council Plan is focussed on aspiration, innovation and ambition that will create better opportunities and outcomes for our children and young people to thrive and achieve their potential within North East Lincolnshire. The report provides details of the resources allocated towards children and young people across a wide range of services.

Impact assessments are undertaken for individual programmes and projects where required, including consideration of impact on Children Looked After and Care Leavers in accordance with the Corporate Parenting Pledge

7. CLIMATE CHANGE AND ENVIRONMENTAL IMPLICATIONS

Ultimately all resourcing decisions taken by the Council impact upon the environment. For this reason, the Council must take climate change and environmental issues into account in the establishment of its plans. The Council's financial strategy looks towards consuming resources more efficiently, eliminating waste and supporting and developing the green economy and infrastructure. This includes recognising and realising the economic and social benefits of a high-quality environment.

8. CONSULTATION WITH SCRUTINY

The report is to be forwarded to all scrutiny panels.

9. FINANCIAL IMPLICATIONS

As set out in the report.

10. LEGAL IMPLICATIONS

There are no legal implications immediately arising from the above report.

11. HUMAN RESOURCES IMPLICATIONS

There are no direct HR implications contained within this report.

12. WARD IMPLICATIONS

All wards.

13. BACKGROUND PAPERS

Council Plan [Council Plan – Our vision and aims | NELC \(nelincs.gov.uk\)](https://nelincs.gov.uk/council-plan-our-vision-and-aims)
Budget, Finance and Business Plan 2023/24-2025/26 [5.-Budget-Finance-and-Business-PlanPDF-105KBicon-namepaperclip-prefixfa.pdf \(nelincs.gov.uk\)](https://nelincs.gov.uk/budget-finance-and-business-plan-pdf-105KBicon-namepaperclip-prefixfa.pdf)

14. CONTACT OFFICER(S)

Sharon Wroot – Executive Director Place & Resources

Joanne Robinson – Assistant Director Policy, Strategy & Resources

Guy Lonsdale – Assistant Director Finance

Councillor Stephen Harness, Portfolio Holder for Finance, Resources and Assets.

North East
Lincolnshire
Council.

Council Plan
Year End
Performance
and Provisional
Financial
Outturn Review

2023/24



Stronger Economy: Stronger Communities.
Together we can be stronger.

Our Council Plan pledges to work with partners to invest in our people and our place.

Introduction

The Council Plan states the ambitions of the Council and the priority programmes that underpin our strategic priorities of 'stronger economy, stronger communities'.

This report is a combined performance and budget report that is designed to inform elected members, residents and partner organisations about our progress in the delivery of the plan and the budget.

For each area of the business the report includes:

- The vision that describes our aspiration.
- Performance against our 'vital signs' indicators.
- Current budget position (revenue and capital where appropriate)
- A Red, Amber, Green rating for performance and finance.
- Highlights, exceptions and risk relating to delivery of our aims.

The report also includes corporate budget information that impacts across the organisation.

Contents

Section	Page
Performance & Delivery overview	4
Finance Overview	6
Resources	13
Environment & Regulatory Services	18
Economy (Regeneration)	24
Economy (Housing Highways & Transport)	32
Children and Family Services	39
Adult Services	52
Public Health	56
Corporate Budget Information	62
Capital Programme	67

Performance & Delivery Overview

This report is structured by each area of the organisation, detailing financial performance, performance against the 'vital signs', achievements in this quarter, challenges and risk.

Performance information is shown in the report by way of a snapshot taken from a live performance dashboard. **The live dashboard enables you to access further detailed information such as trends and comparison with statistical neighbours.**

The link to the dashboard is on our Council Plan website here: (www.nelincs.gov.uk/your-council/council-plan-vision-and-aims/)

The table on the next page provides a Red/Amber/Green assessment for each area of the organisation for performance and finance. Previous reports also included an overall RAG assessment by area, this has been removed following feedback from scrutiny, as it was a subjective assessment of the overall area.

Delivery of the priorities identified within the Council Plan has been challenging throughout 2023/24 in terms of our capacity to support a number of large-scale projects including the transformation of our Children's and Adult's Services, high profile regeneration works, and increasing demand in the day-to-day business of demand-led services. Despite the challenges, we are starting to see progress particularly in Children's Services.

Where projects are externally funded, we have built in resource to provide additional capacity, in areas such as project management, legal and procurement. There is an on-going challenge in terms of recruitment of suitably qualified and experienced staff in some areas. This is being mitigated through a programme of 'growing our own' through graduate roles and apprenticeships that will take some time to reach fruition, and dedicated work to improve our recruitment marketing, showcasing North East Lincolnshire as a great place to live and work, and the Council as an employer of choice.

In addition to our internal measures of performance, the **Office for Local Government (OfLog)** is developing a dashboard of comparator performance information for North East Lincolnshire.

The published data relates to a mix of the 2021-22 and 2022-23 financial years and can be filtered to compare the Council's performance with our statistical neighbours, or with all authorities in England with these responsibilities. This is an on-line tool that is available here: [Home - Local Authority Data Explorer - GOV.UK](#)

During 2023/24 OfLog has continued to develop the number of areas reported and the range of datasets used for each area.

Information on the OfLog website now includes data pertaining to :

- Waste Management
- Planning
- Adult Social Care
- Roads
- Adult skills (regional data)
- Corporate and Finance.

Performance & Delivery overview (2)

Service Area	Performance RAG	Finance RAG	Key:
Resources	Green	Green	<div>Green</div> <p>As planned.</p>
Environment & Regulatory Services	Green	Green	
Regeneration	Green	Green	
Housing, Highways & Transport	Amber	Amber	<div>Amber</div> <p>Under target with plans in place to mitigate risk of non-delivery in the short to medium term.</p>
Safeguarding, Early Help & Regulated Services	Amber	Red	
Education & Inclusion	Amber	Amber	
Safer & Partnerships	Green	Green	<div>Red</div> <p>Under target, longer term plans are in place to mitigate within the Medium-Term Financial Plan (MTFP) period.</p>
Adult Services	Amber	Green	
Public Health	Green	Green	

Financial Overview

The performance of the Council has continued to show improvements in the final quarter of the 2023/24 financial year. Despite the combined challenges of social care demand, a dynamic economic environment and pay and inflationary pressures, the Council has been able to report a balanced financial position at year end.

Where overspends against service budgets have been reported, these have been offset by underspends in other areas, additional funding and the drawdown of reserves. Whilst the level of reserves has reduced over a number of years, these are now being rebuilt through the recent budget process and a review of balance sheet provisions.

Whilst the overall direction of travel is positive, further action is still required to deliver long term financial sustainability and addressing identified funding gaps in future years of the medium term financial plan. In order to bring spending down to manageable levels on a recurrent basis, a range of priority actions have been identified and detailed within the Council's 2024/25 business plan.

Over the last quarter we have seen demand in terms of children's safeguarding continue to reduce, reflecting the Council's ongoing improvement journey. Further actions to reconfigure staffing structures, the introduction of a renewed sufficiency strategy to reduce reliance on high-cost external placements and a new case management system will deliver further efficiencies.

The Council is taking a more commercial approach through its capital programme and investments are supporting the Council's strategic objective of enabling the growth of a strong and sustainable economy. Major

investments are progressing across the Borough and these are expected to contribute to a range of priorities detailed with the council plan.

The capital programme remains under regular review, to ensure it reflects the Council's current priorities, and ensure that our projects and programmes remain viable, particularly considering the increase in interest rates we have seen over recent years. This approach will help to ensure that external borrowing remains affordable, sustainable, and prudent.

As we move into the new financial year, the focus will remain on the achievement of financial sustainability and the delivery of efficient and affordable public services. In line with the most recent Local Government financial settlement, the Council is developing a productivity plan which place further focus on transformation, the use of technology, focused spending and the barriers to change. Further detail on the plan will be included within the Q1 2024/25 report.

Sharon Wroot – Executive Director, Place and Resources (Section 151)

Revenue Budget Overview

£0.0M

Total Revenue
Forecast Overspend

£4.1M

Service Budgets
Forecast Variance

2.4%

% Representation of
Service Budget
Overspend to Net Budget

Revenue Overview Comments:

The £4.1M overspend in service areas largely reflects the ongoing challenges being experienced in relation to Children’s safeguarding.

The underspend in Corporate Budgets reflects the additional utilisation of capital receipts to fund transformational activities.

Additional Funding is driven by a one of change to the business rates appeals provision calculation, this has resulted in less funding being drawn from EMR’s.

REVENUE	Original Approved Budget £'M	Revised Budget £'M	Actual £'M	Variance £'M
Resources	4.2	23.5	22.9	(0.6)
Environment	15.1	14.0	14.1	0.1
Economy & Growth	26.5	19.0	18.9	(0.1)
Children & Family Services	56.9	56.1	61.0	4.9
Public Health	1.1	(0.4)	(0.6)	(0.2)
Adult Services	54.7	60.5	60.5	0.0
	158.5	172.7	176.8	4.1
Corporate Budgets	8.0	25.9	22.6	(3.3)
	166.5	198.6	199.4	0.8
Earmarked reserves	0.9	(7.9)	(0.3)	7.6
School Balances	0.0	(0.1)	(0.1)	0.0
Total	167.4	190.6	199.0	8.4
Funding	(167.4)	(190.6)	(199.0)	(8.4)
Net	(0.0)	0.0	0.0	0.0

Capital Budget Overview

(£16.1M)

Capital Forecast
Underspend

24.0%

% Representation of Service
Capital Underspend to Approved
Programme

CAPITAL	Approved Programme £'M	Actual £'M	Variance £'M
Resources	16.2	12.8	(3.4)
Environment	9.4	5.8	(3.6)
Economy & Growth	37.3	29.0	(8.3)
Children & Family Services	4.3	3.5	(0.8)
Public Health	0.0	0.0	0.0
Adult Services	0.0	0.0	0.0
Total Capital Budgets	67.2	51.1	(16.1)
Funding	(67.2)	(51.1)	16.1
Net	0.0	0.0	0.0

Capital Overview Comments:

The underspend relates to revised phasing of works in what are, in many instances, complex and multi-faceted schemes. Challenges continuing to be faced with procurement, inflation pressures and capacity of the construction market.

Delivery of the programme will continue to be closely monitored to ensure we are investing in schemes that are delivering timely benefits to the place.

Full details of the prior capital reprofiling and programme adjustment requests are shown within the following pages.

Capital Movement Overview

SCHEME	2024/25 Capital Programme	2025/26 Capital Programme	2026/27 Capital Programme	Re-Profiling Requested from 2023/24	Changes to the Programme 2024/25	Changes to the Programme 2025/26	Changes to the Programme 2026/27	2024/25 Revised Capital Programme	2025/26 Revised Capital Programme	2026/27 Revised Capital Programme
	£000	£000	£000	£000	£000	£000	£000	£000	£000	£000
ECONOMY AND GROWTH										
Regeneration										
Clee HLF Townscape Heritage	1,082	0	0	57				1,139	0	0
SHIIP Scheme	1,050	0	0	185				1,235	0	0
Playing Pitch Reprovision	403	0	0	480				883	0	0
Cleethorpes Public Art	40	0	0	-2	15			53	0	0
Town Deal Investment	4,583	0	0	-2				4,581	0	0
Towns Fund - Central Library	3,685	0	0	-93				3,592	0	0
UK Shared Prosperity Fund	672	0	0	32				704	0	0
Leisure Capital Grant	80	0	0	0				80	0	0
Freshney Place Leisure Development	17,565	5,547	0	981				18,546	5,547	0
Cleethorpes Masterplan - Market Place LUF Scheme	4,440	0	0	88	-2,828	2,828		1,700	2,828	0
Towns Fund - St James House	579	0	0	300	1,350			2,229	0	0
Towns Fund - Activation Fund	223	176	0	58				281	176	0
Towns Fund - Riverhead Square	0	0	0	823				823	0	0
Towns Fund - Public Realm Connectivity	2,942	0	0	-106				2,836	0	0
Cleethorpes Masterplan - Sea Road LUF Scheme	7,735	0	0	930	-6,365	6,365		2,300	6,365	0
Cleethorpes Masterplan - Pier Gardens LUF Scheme	8,375	0	0	72	-5,597	5,597		2,850	5,597	0
Tennis Court Refurbishment	0	0	0	33				33	0	0
Play Zone	199	0	0	10				209	0	0
House of Fraser	0	0	0	0				0	0	0
Freshney Place Fit Outs	0	0	0	0	350	300	300	350	300	300

Capital Movement Overview

SCHEME	2024/25 Capital Programme	2025/26 Capital Programme	2026/27 Capital Programme	Re-Profiling Requested from 2023/24	Changes to the Programme 2024/25	Changes to the Programme 2025/26	Changes to the Programme 2026/27	2024/25 Revised Capital Programme	2025/26 Revised Capital Programme	2026/27 Revised Capital Programme
	£000	£000	£000	£000	£000	£000	£000	£000	£000	£000
ECONOMY AND GROWTH										
Housing, Highways and Transport										
Disabled Facilities Grants	3,700	3,500	0	1,575				5,275	3,500	0
Local Transport Plan Schemes	4,864	4,288	0	1,462	645			6,971	4,288	0
Housing Assistance Grants and Loans	384	0	0	90	175			649	0	0
Immingham Lock Flood Def Gates	0	0	0	3				3	0	0
Corporation Rd Bridge Refurb	1,655	0	0	949				2,604	0	0
Rough Sleeper Accom Grant	0	0	0	61				61	0	0
Gy and Imm Flood Innov Funding	1,563	0	0	346				1,909	0	0
Sustainable Warmth	0	0	0	207				207	0	0
Flood Defences - Humberston Fitties	0	0	0	83				83	0	0
A180 Structures	10,927	0	0	-401				10,526	0	0
Grimsby Surface Water Flood Alleviation	0	0	0	62				62	0	0
Bus Service Improvement Plan	0	0	0	617				617	0	0
Towns Fund - Garth Lane	3,089	4,410	0	-417				2,672	4,410	0
Toll Bar Drop Off	0	0	0		524			524	0	0
Greater Lincs Groundwater Project	0	0	0		850	1,000	150	850	1,000	150

Capital Movement Overview

SCHEME	2024/25 Capital Programme	2025/26 Capital Programme	2026/27 Capital Programme	Re-Profiling Requested from 2023/24	Changes to the Programme 2024/25	Changes to the Programme 2025/26	Changes to the Programme 2026/27	2024/25 Revised Capital Programme	2025/26 Revised Capital Programme	2026/27 Revised Capital Programme
	£000	£000	£000	£000	£000	£000	£000	£000	£000	£000
RESOURCES										
Law and Governance										
Audio Visual System for Grimsby Town Hall	72	0	0					72	0	0
Deputy S151										
Capital Investment	9,004	13,203	20,000		-4,917	-1,834	-300	4,087	11,369	19,700
Capital Rec't Flexibility	12,000	2,000	2,000					12,000	2,000	2,000
Humber Freeport Seed Challenge	0	0	0					0	0	0
Policy, Strategy and Resources										
Backlog Maintenance	0	0	0	1,132	1,765			2,897	0	0
Property Rationalisation Programme	0	0	0	154				154	0	0
Cartergate Office Development	0	0	0	136				136	0	0
ICT Refresh	578	0	0	62				640	0	0
Heritage Assets at Risk	3,568	0	0	239				3,807	0	0
Business Centre Improvement	0	0	0	197				197	0	0
M365 Transformation Programme	131	0	0	-35				96	0	0
Customer Services Mgt Platform	77	0	0	-32				45	0	0
Changing Places Fund	0	0	0	0				0	0	0
Childrens Services Platform	1,746	1,626	0	514				2,260	1,626	0
Digital Platform	199	171	0	72				271	171	0
Northgate Cloud Upgrade	0	0	0	0	37			37	0	0
ENVIRONMENT										
Fleet Replacement Programme	835	0	0	71	535	975		1,441	975	0
Enhancement of Bereavement Services	27	0	0	494				521	0	0
Depot Rationalisation	0	0	0	2,864	1,628			4,492	0	0
Scartho Cemetery Lodge & Waiting Rooms	0	0	0	24				24	0	0
Environmental Services Mgt System	0	0	0	47				47	0	0
Regulatory Services Management System	0	0	0	4				4	0	0
Memorial Testing & Repairs	0	0	0	25				25	0	0
Play Areas	0	0	0	3				3	0	0
Urban Tree Challenge Fund	95	72	107					95	72	107
LA Treescapes Fund	55	0	0					55	0	0
Salix - Public Sector Decarbonisation Scheme	0	0	0	0	854	4,562		854	4,562	0

Capital Movement Overview

SCHEME	2024/25 Capital Programme	2025/26 Capital Programme	2026/27 Capital Programme	Re-Profiling Requested from 2023/24	Changes to the Programme 2024/25	Changes to the Programme 2025/26	Changes to the Programme 2026/27	2024/25 Revised Capital Programme	2025/26 Revised Capital Programme	2026/27 Revised Capital Programme
	£000	£000	£000	£000	£000	£000	£000	£000	£000	£000
CHILDRENS SERVICES										
Safer and Partnerships										
CCTV Review & Upgrade	0	0	0					0	0	0
Safer Streets 4	0	0	0					0	0	0
Education and Inclusion										
Schools - Devolved Formula Cap Grant	100	0	0	46	35			181	0	0
Schools - Backlog Maintenance	350	350	0	-2				348	350	0
Schools - Basic Need Sufficiency of Places	12,493	3,796	0	724	-1,307	1,307		11,910	5,103	0
SEND Special Prov Fund	4,300	1,066	0	86				4,386	1,066	0
Wraparound Childcare Programme	0	0	0	0	308			308	0	0
TOTAL CAPITAL PROGRAMME	125,465	40,205	22,107	15,308	-11,943	21,100	150	128,830	61,305	22,257
Funding										
External Grants	71,714	17,051	107	7,638	-8,419	18,165	150	70,933	35,216	257
Corporate Borrowing	41,047	20,854	20,000	6,946	-4,515	3,235		43,478	24,089	20,000
Capital Receipts	12,000	2,000	2,000					12,000	2,000	2,000
Revenue Contributions	0	0	0					0	0	0
Other Private inc S106	704	300	0	724	991	-300		2,419	0	0
TOTAL FUNDING	125,465	40,205	22,107	15,308	-11,943	21,100	150	128,830	61,305	22,257

Resources

Vision

To support the organisation in a way that is pro-active, flexible, efficient, and responsive to the needs of services, residents, partners and businesses and elected members, whilst ensuring that we have robust governance arrangements in place that mitigate the risk of financial, reputational, safeguarding and service delivery failure.



Revenue

Resources Budget

13.6%
Of Total Revenue
Service Budgets

(£0.6M)
Actual Revenue
Underspend

2.5%
Variance as % Of Total
Budget Envelope

REVENUE	Revenue Budget £'M	Revenue Actual £'M	Variance £'M
Policy, Strategy and Resources	6.4	6.7	0.3
Deputy s151	4.4	4.5	0.1
Assistant Chief Executive	1.3	1.3	0.0
Law and Governance	5.2	4.7	(0.5)
Assistant Director People & Organisati	6.2	5.7	(0.5)
	23.5	22.9	(0.6)

Service Comments:-
Increased utility costs and lower than anticipated occupancy within commercial estate. ICT staff savings have been achieved through the capitalisation of staff costs for a number of major development projects. There are further savings across other areas due to effective staff vacancy management and utilisation of additional identified funding streams. The sustained improvements in Children’s Services are having a positive impact on Law and Governance with less reliance on court proceedings, hence resultant savings.

Capital

24.1%
Of Total Capital
Programme

(£3.4M)
Actual
Capital Undersp
and

CAPITAL	Approved Programme £'M	Capital Actual £'M	Variance £'M
Law and Governance	0.0	0.0	0.0
Deputy S151	9.9	9.0	(0.9)
Policy, Strategy and Resources	6.3	3.8	(2.5)
	16.2	12.8	(3.4)

Service Comments:-
Underspend includes reprofiling of several projects including Backlog maintenance (£1.1m) and the Children's Services Platform project (£0.5m).
Lower utilisation of capital receipts (£0.9m) will remain in reserves for future periods.

Apprentice Levy
2023-24 YTD Spend

114.48%

Council Tax Collection
Achieved 2023-24 (%) as at
March (Higher is better)

92.13%

National Non-Domestic Rates
Collection Achieved 2023-24 (%)
as at March (Higher is better)

96.67%

Number of Live
Community Asset
Transfers

13

Freedom of Information cases referred to
the Information Commissioner that are
upheld 2023/24 (Lower is better)

0

Complaints referred to the Local
Government and Social Care Ombudsman
that are upheld 2023/24 (Lower is better)

7

The average attendance
per full time employee
(FTE) (Higher is better)

95.65%

Total RIDDOR Incident
Rate (YTD) (Lower is
better)

0.30

Percentage of capital
programmes delivered
(against revised budget)

77.35%

Current number of
Graduates or
Apprentices employed

95

M365 Project - Percentage
of total number of Tasks
Completed (Higher is better)

72.31%

Delivery of the Customer
and Service Management
Platform (Higher is better)

67.60%

Resources

Delivery of Priorities – Achievements, Challenges & Risks

Performance:

Green

Finance:

Green

Overview of achievements in 2023/24:

Business Support Re-design – Consultation concluded, and all selection processes have been completed, with the new structure now established and transitioning plans/ arrangements are in place. Engagement with services on the development of their individual service agreement and statement is now progressing, alongside the culture change sessions with the Business Support staff.

People Strategy – review of the People Strategy is underway for a refresh and relaunch to be completed in May 2024

Procurement/Social Value – our new Procurement Strategy and Social Value policy adopted by Cabinet in November and are now being implemented.

ICT – the contract for the new **Children's Services ICT** platform has been awarded. Implementation of the new **Customer Service Management Platform** is on-going. During the period of implementation the new platform runs alongside the older software as we migrate forms over. As of 23rd April, there are 12059 customer registrations and circa 11500 cases created since April 2023 on the new forms. Ninety-three forms are now live with 142 forms reviewed and either migrated, deleted or redesigned. The initial forms were the most complex. We aim to migrate all forms to the new platform by July 2024.

Following Cabinet approval of the business case for the implementation and development of a **new digital platform for the website** we have migrated the site to the cloud in order to improve security and performance and are continuing to improve our content.

Assets – the property rationalisation programme, which aims to reduce our carbon footprint and building costs, was delivered as planned during 2023/24. Staff moves between New Oxford House (NOH) and the Municipal Offices took place between January and February. NOH has since had alterations to accommodate the needs of Children's services, and a phased programme of moves from the Civic Offices commenced in April. The capital receipt target for the property disposal programme was over-achieved in 2023/24 following an opportunity sale of SHIIP land that was not in the original programme. The rationalisation and disposals programmes will continue into 2024/25 and beyond as we maximise the use of our assets.

Resources (2)

Delivery of Priorities – Achievements, Challenges & Risks

Key challenges:

There are capacity challenges relating to the speed of implementation and roll-out of key ICT systems as programmes are managed concurrently. Whilst each programme has dedicated project resource there is some overlap particularly where roles requiring specialist technical skills are difficult to recruit to.

Facilities management budget forecasting is a challenge due to volatility as a result of fluctuating utility costs, cleaning, ground maintenance and business rates. We are seeking efficiencies that reduce our facilities overheads, for example, through potential grant funding opportunities to introduce measures to reduce energy costs.

There is an on-going pressure relating to the commercial estate due to a combination of increased costs and under-occupancy of premises. This is being actively managed, including identifying some premises for potential disposal where it makes financial sense to do so.

Recruitment of experienced staff into professional roles is a challenge across Resources. We have implemented training and development opportunities aimed at 'growing our own' for the future in most areas.

We are working to improve organisational understanding and engagement of our agreed business models, for example, the offer to the organisation following the re-design of Business Support.

Risks to non-delivery:

At this point there is no significant identified risk of non-delivery of Resources priorities detailed within the Council Plan

Environment & Regulatory Services

Vision

North East Lincolnshire to lead the way towards a green future.

We recognise that we are part of a larger system of change and need to work with others to achieve a sustainable future for our place. We must prioritise our actions so that we use our resources in the best way to have the greatest impact. We will do this by considering our strengths as an organisation and sphere of influence, to guide where our resources are best placed.



Revenue

Environment Budget

8.11%

Of Total Revenue
Service Budgets

£0.1M

Actual Revenue
Overspend

0.7%

Variance as % Of Total
Budget Envelope

REVENUE	Revenue Budget £'M	Revenue Actual £'M	Variance £'M
Environment	14.0	14.1	0.1

Service Comments:-
The Service continued to operate on an essential spending only basis to the end of the financial year. This coupled with the uplift in fees and charges for 23/24 has delivered a sustainable position.

Capital

14.0%

Of Total Capital
Programme

(£3.6M)

Actual
Capital Underspend

CAPITAL	Approved Programme £'M	Capital Actual £'M	Variance £'M
Environment	9.4	5.8	(3.6)

Service Comments:-
The year-end variance mainly relates to the depot and affordable funerals projects - both projects have been subject to significant review of costs and scope during the year. Due to a re-assessment of the business case following inflationary pressures, some planned activities at the depot were temporarily paused and budget has been reprofiled into the 2024-25 financial year to enable the completion of the scheme. After careful review, the decision has been taken to not progress the affordable funerals scheme as such provision is now available through local funeral service providers.

Number of Fly Tipping jobs
logged this Calendar Year (Lower
is better)

2551

Household recycling rate (target
50%) (Higher is better)

38.61%

Amount of household waste
diverted from landfill (target 90%)
(Higher is better)

99.96%


Visitor Numbers (estimated
number of individual visits to the
area) for 2022 (Higher is better)

8.59M

Carbon Reduction
Information is in
development

% Waste Collections Completed
on Time 2023-24 (Higher is
better)

99.47%



Environment & Regulatory services

Delivery of Priorities – Achievements, Challenges & Risks

Performance:

Green

Finance:

Green

Overview of achievements in 2023/24:

Decarbonisation plans in place for all our council buildings and a pipeline for future funding bids for energy efficiency works.

- Application to Phase 3c Public Sector Decarbonisation Fund for 9 buildings successful, awarded £4,766,440 to support decarbonisation.

Completion of single modern depot site to deliver higher town centre footfall and more efficient service delivery.

- Groundworks contract £1.4M commenced. Welfare and office block refurbishments started.

Continue to improve recycling rates, reduce resources and contribute to a circular economy

- Capital transitional grant of £1.35M awarded to support the delivery of weekly food waste collections from April 2026.
- Household Recycling Rate 40% with close to zero landfill.

Continue the programme of delivering behaviour change through robust enforcement and targeted communications.

- XL Bully Ban implemented supported by Defra funding.
- Trading Standards surveillance work on illicit tobacco and illegal VAPES continues with landmark ruling for £300,000 Proceeds of Crime case following largest ever haul of illegal cigarettes in NEL.
- £1500 fine for resident found guilty for a second time of repairing cars on the roadside under Clean Neighbourhoods and Environment Act 2005.
- First three cases for new Resort PSPO following failure to pay Fixed Penalty Notice. Total fines £1400. 7 further PSPO Prosecutions through Magistrates Court with fines totalling over £3300.
- Two Roadside taxi spot checks conducted with Police in June and December 2023. Over 15 taxis stopped for roadside safety and licensing checks including 2 vehicles suspended.
- New delivery partner WISE inducted into NELC and commenced services from 1st December 2023 to deliver street-based enforcement for littering and Public Space issues. In 23/24 1600+ penalty notices including 1350+ for littering, 80+ for PSPO breaches and 120+ penalty charge notices for Parking breaches issued.
- Day of Actions supported by WISE targeted to Grimsby Town Centre to combat anti-social and environmentally anti-social behaviour such as littering and Cycling prohibitions under PSPO.
- Environment Teams support community clearances through 'Clear-It' Scheme improving local environmental cleanliness.
- 2055 reports of flytipping removed from public land in 23/24.

An approved tree strategy and identification of sites and funding to improve our tree canopy cover

- In December 2023, Cabinet approved NELC's first Tree Strategy.
- 'Greening Up Our Place' Project, working in partnership with local organisations, our partners, community groups, schools, and others to increase tree canopy cover across the borough.
- Successful funding Urban Tree Challenge £338, 391.47 for 501 new trees. Local Authority Treescapes Fund £277,458.08 to replace damaged and diseased trees.

Environment & Regulatory services (2)

Delivery of Priorities – Achievements, Challenges & Risks

Key challenges:

- Managing expectations about delivery of priority frontline services with finite resources and managing demand.
- External factors theft and vandalism on work schedules.
- Capacity.
- Delivery of external grant funding projects for decarbonisation plans through Salix Funding.
- Delays and changes to implementation dates of government Resource and Waste Strategy is impacting on progress towards improved recycling rates and funding.
- Working to meet Governments deadline for introducing Border Target Operating Model and implementing.

Risks to non-delivery:

- At this point there is no risk of non-delivery of Environment and Regulatory Services priorities detailed within the Council Plan.

A photograph of a bridge with yellow support structures and a white railing, leading towards a town with red brick buildings under a blue sky with clouds.

Economy (Regeneration)

Vision

To promote the towns within North East Lincolnshire as great places to live, work, visit and stay, by revitalising our town centres, supporting the growth of existing businesses and attracting new investment.

Revenue

Economy (Regeneration) Budget

0.9%

Of Total Revenue
Service Budgets

(£0.3M)

Actual Revenue
Underspend

21.4%

Variance as % Of Total
Budget Envelope

REVENUE	Revenue Budget £'M	Revenue Actual £'M	Variance £'M
Regeneration	1.4	1.1	(0.3)
	1.4	1.1	(0.3)

Service Comments:-

Regeneration has robust controls in place around revenue expenditure and has been successful in sourcing external funding in support of the many programmes being delivered. This, along with an in-year allowable increase to planning fees, has supported in an overachievement of income.

27.2%

Of Total Capital Programme

(£3.8M)

Actual Capital Undersp
end

CAPITAL	Approved Programme £'M	Capital Actual £'M	Variance £'M
Regeneration	18.3	14.5	(3.8)
	18.3	14.5	(3.8)

Service Comments:-

All Regeneration projects have been through the Council’s Business Development Framework process and have established governance arrangements in place, including external engagement for schemes that are in receipt of external funding.

The key challenges faced are cost inflation and supply chain pressures (in terms of securing contractors, materials and works). NELC works closely with advisors and contractors to constantly review this situation. We have also encountered tender challenges relating to the appointment of contractors leading to revisions of the differing capital programmes.

The availability of technical and project management professionals, whether internal or external, continues to be a challenge and it is essential the right calibre of technical skills are in place to oversee what are in many instances complex and multi-faceted schemes.

Number of Businesses in
rated premises (Higher is
better)

5,592

Total rateable value of NEL
business premises (Higher is
better)

£155.86M

Gross weekly pay for full-time
workers in NEL, as a % of England
average (Higher is better)

97.07%

Net change of registered enterprises
in North East Lincolnshire - 2022
(Higher is better)

-50

% of Economically Active People in
Employment in NEL for the 12 month period
to September 2023 (Higher is better)

73.20%

Number of workless households,
January to December 2022
(Lower is better)

7445

Adult participation in learning for those
both in and out of work across all
qualification levels (Higher is better)

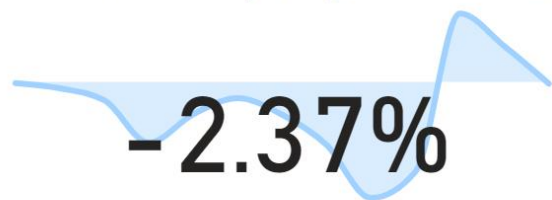
3050

Gross value added (GVA) per
head (NEL) all industries for
2019 (Higher is better)

19810



Rolling 12 month Year on Year
Change for Footfall at Victoria
Street, Grimsby (Higher is better)




Rolling 12 month Year on Year Change
for Footfall at The Promenade,
Cleethorpes (Higher is better)





Rolling 12 month Year on Year Change
for Footfall at St Peter's Avenue,
Cleethorpes (Higher is better)



Visitor Numbers (estimated
number of individual visits to the
area) for 2022 (Higher is better)



Town centre units vacant for
6 months or longer (Lower is
better)



Regeneration

Delivery of Priorities – Achievements, Challenges & Risks

Performance :

Green

Finance :

Amber

Overview of achievements in 2023/24:

- **Skills Action Plan** short-term actions have been delivered since its approval in August '23. An NEL skills board is now in development to have oversight of the delivery of the action plan. A clear focus on collaboration with our partners to improve business and schools engagement to raise awareness has been developed and a series of skills events have been delivered - most notably a WIME event in the Town Hall and a new careers event for parents.
- Through **UK Shared Prosperity Funding**, People and skills strand, 15 projects, aligned with the skills strategy, have been approved for delivery across NE Lincolnshire in 24/25.
- The **Grimsby Fishing Heritage Centre** became part of the Humber Museums Partnership and was successful in obtaining Heritage Fund support for the Dynamic Collections project.
- The **Meridian Showground** hosted 19 events, helping to extend the tourism season, plus the delivery of wider events across NEL including Festival of the Sea, Grimsby Town Centre Christmas event and three town centre Love Events.
- **Supported Destination Lincolnshire** in their bid and award to become an accredited Local Visitor Economy Partnership for Greater Lincolnshire.
- Continued growth in **DiscoverNEL** Facebook followers increasing to 10K+ / Discover newsletter subscribers 3K+ / 240K page views on Discover website.
- **NEL Food Map** launched in partnership with Taste Lincolnshire to showcase businesses who grow, sell, or serve Lincolnshire produce.
- Of the £4.45m **UK Shared Prosperity Fund** allocation for 23-25, £3.7m was allocated to 79 businesses, community, skills and tourism projects.
- **2025 Group** established and successfully engaging with town centre businesses and stakeholders to improve community pride and ownership.
- Grimsby announced as one of 10 pilot towns for the **High Street Accelerator Fund** (£237k) and one of the 55 Long Term Plan for Towns Fund areas, a £20m programme over 10 years.
- HETA completed new training facility at **Pioneer Park** and two further transactions completed (7.3 acres for a new local DFDS headquarters, and 210 acres to support ABP expansion needs), securing <£21m in capital receipts.
- **Freeport** established and outline business cases approved for three NEL seed capital projects approved worth £15m.

Regeneration

Delivery of Priorities – Achievements, Challenges & Risks

Overview of achievements in 2023/24:

- NEL announced as a **Heritage Place**, by the National Lottery Heritage Fund, which will shape investment until 2033.
- **Create North East Lincolnshire** launched to build upon Grimsby Creates with the support of a further £250k of funding from Heritage Fund. This has enabled the delivery of Our Future Starts Here, curated by The Culture House that took place at Projekt Renewable in May & October. It also supported Reflections, a night time speculator, that took place in July, putting Grimsby on the international map working with German outdoor theatre company Pan Optikum and Magna Vitae.
- **Create NEL's support** to the local creative and heritage sector has seen over £2.4m of investment into NEL and delivered 33 leadership and skills programmes delivered.
- Planning application approved in October 23 for the **St James House** development and construction contract awarded March 24.
- Construction has commenced at the **Horizon Onside Youth Zone**.
- **Sport & Physical Activity Strategy** developed to set a 5-year vision to support residents to become more active, more often and identify priority areas for action.
- Delivery of **Clee Fields** construction across 2023/24 and tender process undertaken to appoint an operator for the new facility due to open later this year.
- Wider grant funding investment secured for tennis court refurbishments and **PlayZone** developments to improve local sports and parks facilities.
- The **Libraries and Archives** review is underway with Phase-1 of public consultation period concluded with 631 completed survey responses and analysis of consultation now underway.
- Several **heritage properties protected** via successful funding from both Historic England and National Lottery Heritage Fund, continuing the success of the Heritage Action Zone and Townscape Heritage schemes.
- **Freshney Place** Pre-Contract Services Agreement and stage 4 design advanced.
- Tender process to secure a contractor for the new **Sea Road** building advanced.
- Tender process to secure a design team for **Pier Gardens** completed and initial consultation commenced.
- Tender process to secure a design team for the new **Cleethorpes Market Square** scheme completed and initial consultation commenced.

Regeneration

Delivery of Priorities – Achievements, Challenges & Risks

Key challenges:

- Wider inflationary pressures are a cost risk. Greater cost certainty will be achieved as tender processes move to completion stage.
- Footfall on Cleethorpes promenade that was down 4.12% in comparison to the previous year with poor weather conditions over the peak season period having an impact. However, footfall in the retail area of St Peters Ave in Cleethorpes saw a more positive 2.69% increase in comparison to the previous year. In Grimsby town centre footfall in Victoria St was down by 2.37% versus the previous year.
- Maintaining appropriate levels of project management and supporting resource.
- Some additional pre-design development work has meant some delays to moving to final design prior to engaging contractors on some projects.
- The wider financial climate represents a potential challenge to the overall ambition of projects.

Risks to non-delivery:

- Ongoing inflationary pressures are meaning both material and labour costs continue to increase. This presents a risk to the scope of any project wherever it may be. The primary mitigation measure is to include enhanced inflation contingency and, if necessary, explore value engineering opportunities.
- The availability of specialist resource across a variety of disciplines remains a challenge.
- Strategy, programme and project delivery across the service are heavily reliant on securing and maintaining external grant funding and therefore where this does not materialise this presents a risk to delivery.

Economy (Housing, Highways & Transport)

Vision

To responsibly support the economic development and growth of the borough through sustainable infrastructure and travel and by delivering housing, that meets residents needs and aspirations, promoting health and wellbeing – all underpinned by the effective and efficient use of council owned assets and resources delivering positive services/outcomes for NEL and its residents.



Percentage of repairs to dangerous highways within 24 hours of notification for 2023-24 Jan-Mar (Higher is better)


100%

Percentage spend of LTP allocation for 2023-24 Jan-Mar (Higher is better)

78%

Capital spend on Road Safety for 2023-24 Annual

£171,684



10.2%

Of Total Revenue
Service Budgets

£0.2M

Actual Revenue
Overspend

1.1%

Variance as % Of Total
Budget Envelope

REVENUE	Revenue Budget £'M	Revenue Actual £'M	Variance £'M
Housing, Highways and Transport	17.7	17.9	0.2
Safer Towns & Communities	(0.1)	(0.1)	0.0
	17.6	17.8	0.2

Service Comments:-
The provisional outturn position for the service area is an overspend of £0.2m. This is mainly comprised of the following key areas:

In Scope Contract – due to market conditions, a higher than budgeted inflation rate was realised which directly impacted on the cost of the contract.

Home Options – This service area has seen a significant increase in demand for Bed and Breakfast and Crisis Accommodation provision during this financial year. Purchase and set up costs for Swan House, Council provision to reduce need for higher cost accommodation in the future, have also been realised. These overspends have been partially offset by an underspend on commissioned accommodation services under the Supporting People service area.

Capital

28.3%

Of Total Capital
Programme

(£4.5)M

Actual
Capital
Underspend

CAPITAL	Approved Programme £'M	Capital Actual £'M	Variance £'M
Housing, Highways and Transport	19.0	14.5	(4.5)
	19.0	14.5	(4.5)

Service Comments:-

Due to timing issues, there have been a number of underspends realised within the Housing, Highways and Transport capital programme during the financial year. To ensure that the schemes can be completed as planned, budgets are to be reprofiled into future years.

Net New Homes for
2023-24 Year to Date
(Higher is better)

459

Proportion of households
fuel poor, 2022 (Lower is
better)

19.40%

Number of rough sleepers
identified in the borough as at
March 2023 (Lower is better)

10

Interventions to bring homes up to the
Decent Homes Standard conducted in
2023-24 Annual (Higher is better)

277

Temp accommodation
placements as at March
2023 (Lower is better)

85

Number of properties empty for
Between 6 Months and 2 Years as at
March 2024 (Lower is better)

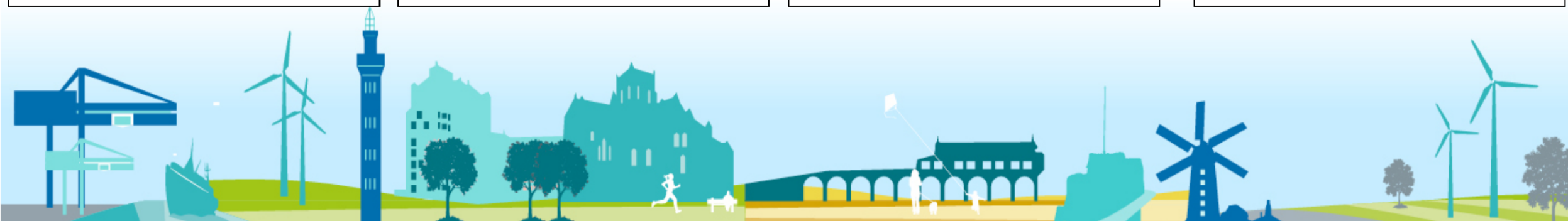
1286

Number of properties empty for
Over 2 Years as at March 2024
(Lower is better)

794

Percentage of Disabled Facilities
Grant referrals complete/in
progress (Higher is better)

56.15%



Housing Highways & Transport

Delivery of Priorities – Achievements, Challenges & Risks

Performance:

Amber

Finance:

Amber

Overview of achievements in 2023/24:

- The **Corporation Bridge** project started on site on 6th February 2023. Restoration works are progressing, with the majority of the steel base plates exposed, shot blasted and coated with a protective primer. The initial inspection identified the condition of the structure has deteriorated greater than previously believed and additional surveys were commissioned to determine the extent of the deterioration and confirm what additional works may be required. A full condition report has now been completed with the programme of works currently being refreshed to reflect the reports findings. The council have identified additional funding to introduce a lighting scheme to the bridge, which is being progressed and will be erected and operational by the end of the project. Additional project management resource has been provided to the project to strength governance.
- The **Local Transport Plan (LTP)** three-year programme has been agreed with the Portfolio Holder (PfH). The 2023/24 programme is in progress, with 35 schemes and with an expected successful completion on all schemes. 2024/25 programme will be reviewed in November to January to seek PfH approval in February 2024 to allow early mobilisation and longer lead in time to develop the schemes.
- **Devolution** preparation work has begun around the transport theme, initial workshops have been held to discuss LTP alignment, Key Route Network (KRN) and to scope the provision of bus services and BSIP.
- **Bus Service Improvement Plan (BSIP)** has been adopted in February 2023. The programme of activity has been reviewed and agreed with Department of Transport (DfT) and is currently being delivered in conjunction with Stagecoach. An example of one of the improvements, is the introduction of CCTV, to George Street, Riverhead and Town Hall street where the existing bus shelters in the town centre are located. The CCTV is monitored by our Security control room and will provide reassurance to bus users that the shelters are being monitored to deter crime and Anti Social Behaviour (ASB) activity. Further proposals around bus fare discounts, A transport hub and concessions are being progressed with PfH 24 which include discounted youth fares and an extension of the £1 fare cap.

Housing Highways & Transport (2)

Delivery of Priorities – Achievements, Challenges & Risks

Overview of achievements in 2023/24 (cont):

- **A180 Structures** project which will see vital improvement to three major bridge structures on the main access road to Grimsby, has begun with works on Gilby Bridge nearing completion, preparation work on the underside of Cleethorpes Flyover is also in progress. The scheme will see the completion of the bridge repairs and carriageway surfacing works to the A180 between Pyewipe roundabout and Riby Square, utilising allocated funding from the Department for Levelling Up, Housing and Communities (DLUHC) and Council capital funding. The works will be completed in two phases, with the bridge at Gilbey and Cleethorpes Road completed at the same time with the third bridge (Alexandra Dock) to begin on the completion of phase one.
- **Western and Matthew Humberston former school sites disposals** are both ongoing with potential completions dates within 2024/25 financial year. These schemes combined will deliver over 350 new homes.
- **Temporary Accommodation** - The Council are working hard to avoid using Bed & Breakfast/Hotel; however, this is challenging due to a shortage of available properties several lease agreements are being finalised to secure more cost effective temporary accommodation.
- Following a review of **empty properties** in the Borough, two initiatives have been adopted to tackle the problem that will target over 900 empty properties. These include a data cleanse exercise to establish occupied status of properties that have been empty between 120 and 300 days, and a targeted letter distribution to properties empty for under 2 years and are due to fall into a council tax premium category. The letter signposts property owners to available advice and assistance from the Housing team.
- **Swan House** has welcomed its first 7 tenants at the beginning of January further work is underway to improve the accommodation and provide a support package for tenants with more complex needs.
- **Housing Strategy** approval by Cabinet, work is now taking place to review policy to align with the strategy, such as Selective Licencing, Care Leaver housing support, temporary accommodation and homelessness provision.

Housing Highways & Transport (3)

Delivery of Priorities – Achievements, Challenges & Risks

Key Challenges

- There is an on-going challenge to meet homelessness requirements. This is a demand-led service and there is a shortage of available properties. We continue to explore all options to reduce reliance on Bed & Breakfast/Hotel accommodation. Swan House coming on line and temporary accommodation leases agreements across the borough will help to ease this pressure.
- In terms of highways and transport programmes, the wider financial climate in terms of inflation and cost of materials continues to be a risk.
- There are challenges to deliver new homes within the timescales set out in the Homes England Grant Funding Agreement for both the Western and Matthew Humberston sites. NELC are continuing discussions with Homes England to mitigate any risk.
- Devolution will create a challenge around resources to ensure NELC priorities and interests are heard regionally.

Risks to non-delivery:

- As referred to above, ongoing inflationary pressures are meaning both material and labour costs continue to increase along with the availability of consultants and contractors. This presents a risk to the scope of any project wherever it may be. The primary mitigation measure is to include realistic contingency budgets for all programmes.
- In terms of housing, there are risks relating to securing properties that we have identified as a way of mitigating our pressures relating to homelessness and reducing our reliance on B&B accommodation. We are working closely with colleagues across NELC to secure these properties as swiftly as possible.

Children and Family Services 'Our children our future'

Vision

Children, young people and their families are at the centre of all we do .and we want North East Lincolnshire to be a place our children can grow up happy and healthy, safe in their homes, with people that love them. We are ambitious for a child's future with a focus on learning and aspiration so they can be the best they can be throughout their lives.

By being stronger together, we can achieve our vision of 'Our Children, Our Future'



32.4%

Of Total Revenue
Service Budgets

£4.9M

Actual Revenue
Overspend

8.7%

Variance as % Of Total
Budget Envelope

REVENUE	Revenue Budget £'M	Revenue Actual £'M	Variance £'M
Education and Inclusion	15.7	16.4	0.7
Safer and Partnerships	0.2	0.1	(0.1)
Women, Childrens and Families	0.9	0.9	0.0
Director Childrens Services	(5.2)	(5.1)	0.1
Safeguarding and Early Help	12.0	12.6	0.6
AD Regulated Provision	32.5	36.1	3.6
Total Children's & Family Services	56.1	61.0	4.9

Service Comments:-

The provisional outturn position for Childrens Services is £4.9m overspend, an overall net improvement of (£2.2m) against Quarter 1, as action to address the pressures has taken effect.

Education and Inclusion – the area of pressure within this service is home to school transport as a result of increased activity and price increases. The main transport review needs re-establishing across all areas to ensure there is a systematic approach to planning and managing transport provision. The implementation of the Delivering Better Value (DBV) programme will ultimately reduce activity and spend across SEN and reduce transport costs over the next 5 years.

Safeguarding and Early Help - the service reconfiguration has progressed significantly and has resulted in the appointment of a permanent management team across children's services. There remained a requirement to utilise agency social workers and team managers to ensure statutory duties are met during 2023/24 creating a budget pressure of £0.6m. However this is expected to reduce significantly going forward as appointees take up post during 24/25

Regulatory Services - the main pressures were due to high-cost out of area placements and supported housing which is offset partially due to reducing demand for independent foster care. The number of children placed with agency providers reduced during 2023/24, however some individual placement costs have increased meaning that whilst the expenditure on external provision has reduced, this continues to be a pressure. This will be closely monitored during the new financial year.

Restorative actions are impacting the levels of spend, which has led to a reduction in the current projections. The activity focus for the coming months will be on placement costs and children in care. As above, there is a continuing focus on enabling children to be placed in NEL and reducing agency placements, there will also be a focus on partnership arrangements and contributions to placements

6.4%

Of Total Capital Programme

(£0.8M)

Actual Capital Underspend

CAPITAL	Approved Programme £'M	Capital Actual £'M	Variance £'M
Childrens & Family Services	4.3	3.5	(0.8)

Service Comments:-

The delay of the two new primary schools has led to capital funding being slipped to 2024/25, as shared in previous reporting. The schools are now planned to open in 2025, as opposed to 2024.

Number of Children In Need (CIN) (all open cases) as at 31/03/2024 (Lower is better)

1900

Number of children on a Child Protection (CP) plan as at 31/03/2024 (Lower is better)

237

Number of Children Looked After (CLA) as at 31/03/2024 (Lower is better)

472

Number of cases open to Early Help (EH) as at 31/03/2024 (Lower is better)

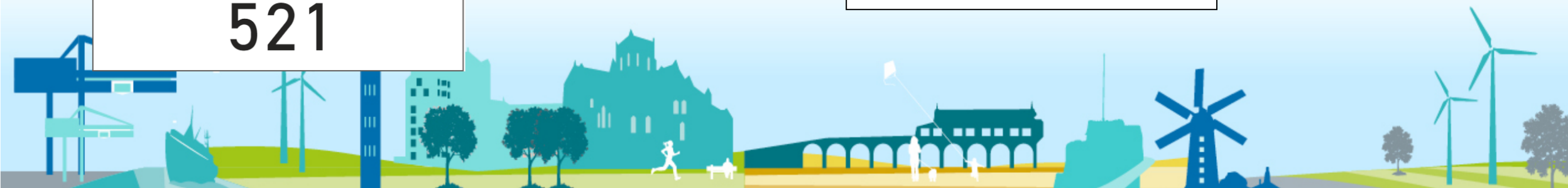
521

Mainstream foster carers recorded for 2024 (Higher is better)

92

Average caseload for qualified Social Workers as at March 2024 (Lower is better)

20



Safeguarding, Early Help & Regulated Services

Delivery of Priorities – Achievements, Challenges & Risks

Performance :

Amber

Finance :

Red

Overview of achievements in 2023/24:

North East Lincolnshire Children Services continues its transformation and improvement journey, with the appointment of a new Director of Children's Services who commenced in post in December 2023, along with a Service Director Safeguarding Family Help and Youth Justice, a Service Director Regulated Services, and a Head of Children's Strategy Vision and Evaluation. Six Deputy Service Directors have also been appointed and will commence in post by end February 2024

Key achievements in the period are:

Improving Outcomes For Children

- **Ofsted Monitoring Visit January 2024:** Permanence was the subject of this monitoring visit. The feedback will be published on 21 February 2024.
- **Family Hubs:** The Family Hubs and Start for Life universal offer continues to develop with an increased number of groups and activities across the four current sites delivering; and parental feedback is very positive.
- **Integrated Front Door:** Integrated Front Door has seen a reduction in safeguarding referrals and an increased in contacts for family help. This follows the launch of the new Early Help Strategy and assessment, as well as the multi-agency referral form being switched off. The quality of referrals continues to improve enabling informed, timely decision making for children.
- **Populations and demand:** Children in care population and children placed externally continues to reduce.
- **YOUnique awards:** The YOUnique awards were held in November 2023 which were well attended and well received, not least as an opportunity to acknowledge and celebrate the achievements of our children in care and care leavers, and those who care and support them.

Safeguarding, Early Help & Regulated Services (2)

Delivery of Priorities – Achievements, Challenges & Risks

Overview of achievements in 2023/24 (cont):

Stable & Resilient Workforce

- **Children's Vision:** Building on collaborative working to date, a new vision of 'Our Children Our Future' has been developed and there are further opportunities to roll this out across Children's Services, the Council and the wider partnership, to be underpinned by strategic planning, governance and reporting processes.
- **Children's Services Workforce:** The service has delivered a competitive offer and salary, alongside a clear progression criteria for social workers, as well as creating additional capacity to develop a sustainable infrastructure to ensure a safe system across the scope of children's services. Further reshaping of the management structure has enabled the creation of a permanent management structure that will be fully established in Q1 24/25

Key challenges:

We are aware that we must continue improving across all areas and drive quality to ensure we are improving outcomes for children and young people in North East Lincolnshire. Key challenges across the two priority areas:

Improving Outcomes For Children

Foster carers: There is a continued focus on reviewing and refining the foster carers financial policy to take account of the skills and current knowledge as well as foster carers commitment to their learning and development. A proposed new allowance model has been developed and is currently going through engagement / consultation processes

Care Leavers: Work is underway to review the supported accommodation offer to care leavers as part of the refresh of the care leavers offer – this will enable the delivery of a comprehensive housing offer to all care leavers

Sufficiency: Sufficiency of provision for children in care and care leavers is a key challenge. The children in care and care leavers sufficiency strategy has been drafted and is going through an engagement phase prior to democratic approval. This will enhance sufficiency landscape to enable children and young people to be in a family care setting and in our local community wherever possible

Safeguarding, Early Help & Regulated Services (3)

Delivery of Priorities – Achievements, Challenges & Risks

Key challenges (cont):

Permanence: We are focussing on developing our tracking systems across the scope of the children's system, and there is a focus on ensuring clear permanency plans for all children in care, as well as enhancing management oversight to ensure the timeliness of plans and to avoid drift and delay. The permanency tracker has been developed and will be fully in place during Q1 24/25

Stable & Resilient Workforce

Supervision: While it is recognised that the compliance measures of supervision have increased, there is an amplified focus on further improving the timeliness and quality of provision through training, workshops, management oversight, audits and QA

Corporate Parenting: Work is underway to raise awareness of corporate parenting and further develop the corporate parenting offer across Children's Services, the wider Council and the wider partnership. A self-assessment has been completed which helps to shape and influence the corporate parenting arrangements and is overseen by the Corporate Parenting Board

Partnerships: Work is commencing to review and refresh the local arrangements, to take account of Working Together 2023, and to further develop the infrastructure and associated workstreams. There are also opportunities to review, refine and refresh the partnership governance arrangements across corporate parenting, youth justice and SEND to provide the environment for high support and high challenge

Risks to non-delivery:

We are aware as a service of the need to continue to transform and improve quality across the board.

We are making significant progress on the journey but are aware of the continuing challenges that this type of transformation brings.

To mitigate the risk of non-delivery, we continue to utilise transformation funding from the Department for Education, to deliver the plan of rapid but sustainable change overseen by the DfE established commissioner. We have also implemented clear governance arrangements, to ensure that there is robust challenge and quality assurance across the programme.

% Not in Education, Employment
or Training (NEET) as at March
2024 (Lower is better)

7.1%

Early years; key stage 2
and key stage 4
outcomes
indicators/progress
scores

Total number of Education, Health
and Care Plans open in the month
for June 2023 (Lower is better)

1564



Education & Inclusion

Delivery of Priorities – Achievements, Challenges & Risks

Performance :	Amber	Finance:	Amber
<p>Overview of achievements in 2023/24</p>	<p>Our bid for a 150-place free school for children and young people with social, emotional and mental health (SEMH) needs was successful. There was a delay with the DfE appointing the successful Trust, however, the build looks to be on track for the opening of 2027.</p> <p>We were one of only 55 councils to be selected to be part of a new project funded by the Department for Education dedicated to improving outcomes for children and young people with special educational needs and disability (SEND) in North East Lincolnshire. This has led to a substantial workforce development offer for school settings around Speech, Language and Commnication, Intensive Interaction and Sensory Systems training</p> <p>The numbers of Electively Home Educated (EHE) children remains high but statistical neighbours have reported similar increases. The number of EHE now stands at 450 students across all phases.</p> <p>An attendance campaign in local bus stops to promote the importance of school attendance was coordinated by the LA and funded by contributions from all ten secondary academies. Local attendance is now in line with national average.</p> <p>The backlog of requests for Education Health and Care Plan (EHCP) Assessment Requests have been dramatically improved and timeliness of assessment has increased to a cumulative of 46%</p>		
<p>Key challenges:</p>	<p>Reducing EHE numbers, particularly for KS4 remains a priority with the aim of developing a standalone EHE policy.</p> <p>Young people who are not in employment, education or training (NEET) remain high across the Borough.</p> <p>Increasing demands on school transport services.</p>		

Education & Inclusion (2)

Delivery of Priorities – Achievements, Challenges & Risks

Key challenges (cont):

Although requests for EHCP requests remains high, the support offered to schools through workforce development and funding for small capital projects in school settings is likely to have a positive effect.

Assessment timeliness has been supported with the People and Culture team exploring opportunities for the recruitment of Educational Psychologists, which the successful appointment of a mixture of permanent and locum staff in addition to continuing to utilise the skills set of the specialist advisory teachers to support contribution to the statutory assessment process.

Budget pressures relating to home to school transport continue due to an increase in solo travellers, due to the number of children who cannot travel in shared transport. The appointment of a new transport manager is working closely with the Head of Service to review the routes.

Risks to non-delivery:

The continuation of increasing EHE numbers reduces the overall Dedicated Schools Grant (DSG) and in turn the high needs block. The regular Attendance Alliance meetings with school leaders has addressed the ways parents can be supported prior to making a choice to EHE, but this continues to be a focus for both Ofsted and the DfE. . For the Department for Education (DfE) to stop monitoring EHCP timeliness, a target has been set of 40% of assessments to be completed within 20 weeks., but this currently stands at a cumulative 46%

Youth incidents as a % of
total ASB Jul-Sep 2023
(Lower is better)

21.00%

Number of domestic abuse
incidents during Q3
2023/24 (Lower is better)

1474

Number of children identified at risk
of Exploitation (Lower is better)

34



Safer & Partnerships

Delivery of Priorities – Achievements, Challenges & Risks

Performance :	Green	Finance:	Green
Overview of achievements in 2023/24:	<p>Domestic Abuse Commissioning - Following the introduction of the Domestic Abuse Act 21 and associated duties and completion of a Domestic Abuse Needs Assessment, NELC along with key partners have come together to develop and commission our first ever Domestic Abuse offer for NEL. Tenders for 4 separate areas went out covering: the provision of specialist support in refuge accommodation, general support (including specialist support in safe accommodation, provision of community/outreach support, delivery of a single point of contact and coordination of a Sanctuary Scheme), support for children and the delivery of coordination activities via the Multi Agency Risk Assessment Conference (MARAC) process. Bids have been received, evaluated and NELC has initiated the contract award process. Current plans are for the new provision to go live with effect from 01/07/24 following a period of mobilisation.</p> <p>Adolescent Risk –38 children identified as being at risk of Child Exploitation have closed to the Operational Vulnerability Meeting (OVM)/Multi Agency Child Exploitation (MACE) cohort, of those 92% had reductions in risk, 2% closed due to reaching adulthood, 6% closed due to no consent for a partnership response. The number of cases within the OVM/Child Exploitation cohort has reduced from 34- 23 . This is a significant reduction and continues to demonstrate the positive impact the process has on mitigating risk for children identified at risk. In this quarter there has been the identification of further adults and hotspots of concern. Successful partnership disruption has occurred, including 6 CAWNS (Child Abduction Warning Notices), the arrest of 1 adult. There have been 6 children who have been heard at the modern slavery panel meeting- 6 receiving conclusive grounds decisions and 1 receiving a reasonable ground decision. There have been 41 contacts into the Integrated Front Door in relation to exploitation 20% resulted in social care involvement , 17% led Early Help support. This evidences a robust tri-age process is in place.</p> <p>Anti-Social Behaviour – Compared to Quarter 4 22-23 there has been a 38% (+124) increase in all ASB. To year end all ASB is -13% lower (-309) than 22-23. Monthly trends show February to March matched 21-22 levels.</p> <p>Compared to Quarter 4, 22-23 there has been a very small rise of 5% (+8) in Youth ASB. To year end Youth ASB was -24% lower (-270) than 22-23. Monthly trends show February to March were higher than 22-23 with areas of East and West Marsh indicating the highest levels. The % of youth ASB to all ASB has fallen when compared to Q4 22-23 from 49.2% to 37.4%, meaning less young people are committing ASB.</p>		

Safer & Partnerships (2)

Delivery of Priorities – Achievements, Challenges & Risks

Key challenges:

Domestic Abuse Statistics - As at 16/04/2024 there were 612 referrals to Children’s Advice and Support Service(CASS) recorded for Q4 2023-24 of which 224 (36.6%) were referred for a primary or secondary reason of domestic abuse. There were 3,527 contacts made to the front door, of which 1060 (30.05%) were received with the contact reason given as domestic abuse. In Q4 23/24, there were 286 cases heard at Multi Agency Risk Assessment Conference (MARAC), of which 134 (56.6%) were repeat cases – this is the second highest proportion of repeats since recording started (01/04/10) the highest being 57.5% reported in Q1 22/23. In addition, 358 children were identified as being in the household of a MARAC victim which is 41 more than in any other quarter in 23/24, and 104 (36%) of the cases heard included at least one child. Data on numbers of domestic abuse incidents reported to Humberside Police is currently unavailable for Q4 23/24.

Adolescent Risk - There have been 284 incidences in relation to missing/exploitation assessed via vulnerability screening during the quarter. This is static in relation to the previous quarter, with this only reducing by 0.9%. 103 discussions were held at the Operational Vulnerability meeting (OVM) and Multi Agency Child Exploitation meeting (MACE)-. This enables new cases to be presented and known cases to be reviewed ensuring that successful outcomes can be achieved enabling 92% of cases to be closed due to effective partnership working resulting in reduced risk to children.

Anti-Social Behaviour – Through direction from the Community Safety Partnership the Area Based Tasking (ABT) meetings have been introduced to enable greater partnership problem solving. The Grimsby West ABT also includes a standing agenda item on Grimsby Town Centre, to support Operation Mastery (Safer Streets 5).The ASB development plan has been refreshed to show current direction and this has highlighted a need to refresh the strategy once the ASB crime and Policing Act 2014 has been refreshed, this to include action towards rough sleeping and begging. The youth ASB offer within North East Lincolnshire is being refreshed with all aspects to policy and procedure being reviewed. This offer now sits within PLACE based services in Safer and Stronger. There will be introduction of a youth justice style risk assessment at commencement of investigation for an Acceptable Behaviour Contract and closure documents to detail any learning opportunities.

Risks to non-delivery:

Domestic Abuse - Lack of identified sustainable funding to commission a non-convicted perpetrator programme and wider support for children. Ongoing challenges around adequate levels of resource and long-term grant funding across the partnership.

Adolescent Risk - No identified risk at this time- health representation at OVM/MACE was a risk area in the last quarter- however this has now been addressed.

Anti-Social Behaviour – There are no current identified risks

Adult Services

Vision

All adults in North East Lincolnshire will have healthy and independent lives with easy access to joined up advice and support, helping them to help themselves.



35.0%

Of Total Revenue
Service Budgets

£0.0M

Actual Revenue
Overspend

0.0%

Variance as % Of Total
Budget Envelope

REVENUE	Revenue Budget £'M	Revenue Actual £'M	Variance £'M
Adult Services	60.5	60.5	0.0
	60.5	60.5	0.0

Service Comments:-

The majority of additional costs have been absorbed into the 2023/24 position but significant risks have been identified relating to ongoing increase in activity, assumed income growth, transitions and costs to support individuals moving into 2024/25. Savings plans assumptions for 2024/25 have been revised and will continue to be subject to in-year monitoring.

Provider sustainability pressures have been managed throughout the year but this is indicating provider pressures at current fee rates. Pressures within short stay support particularly those associated with hospital discharge have been identified which also creates risk of cases translating to long term plans. A potential additional risk to short stay forecast if current activity continues.

During 2023/24 the Better Care Fund (BCF) Discharge funding were fully spent and drawdown from reserves to savings schemes relating to transfer of funding were utilised to mitigate the position.

Additional Market Sustainability and Improvement funding (MSIF) was utilised in 23/24 to support service delivery within North East Lincolnshire. NELC has received confirmation of grant allocation relating to a new grant to support urgent and emergency care of £0.366M. This has been reflected in the final out turn position

Proportion of people in Receipt of Long Term Support who have Support at Home as at February 2024

69.6%

Proportion of people who have increased support following a Review in the last 12 months as at March 2023

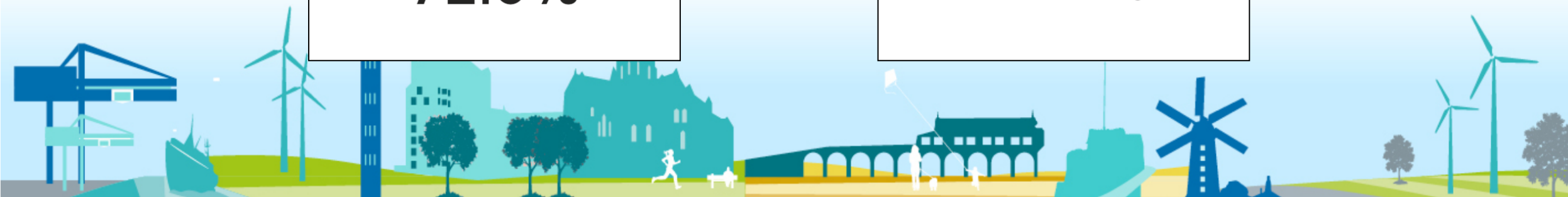
10.4%

The proportion of people accessing the SPA signposted to low level advice and information as at February 2024

72.6%

The proportion of people who have received a full assessment who then go on to receive a package of care as at February 2024

47.9%



Adult Services

Delivery of Priorities – Achievements, Challenges & Risks

Performance :	Amber	Finance :	Amber
Overview of achievements in 2023/24:	<p>Discharge performance continues to be good and continues to be recognised by national leads in National Health Service England (NHSE).</p> <p>Mental Health Strategy launched as part of the Health and Care Partnership (HCP) Reablement and rehabilitation review programme continues to progress</p> <p>Care Quality Commission (CQC) inspection preparation has progressed – external peer review completed.</p> <p>Draft of Section 75 agreement entering final stages in preparation for sign off</p> <p>Financial management of the budget whilst there has been an underlying increase in demand</p>		
Key challenges:	<p>Risks have been identified relating to ongoing increase in activity, the current forecast is based on current known activity (77 more clients than budgeted for, excluding short stay activity), assumed income growth, transitions and costs to support individuals. Savings plans assumptions have been revised and will continue to be subject to in-year monitoring. This is a significant risk due to the level of savings required for 2024/25</p> <p>Provider sustainability pressures are being received, indicating provider pressures at current fee rates. Pressures within short stay care packages have been identified which also creates risk of cases translating to Long term care packages. There is a potential additional risk to short stay financial forecast if current activity continues. High risk to forecast outturn relating to increase in activity during the remainder of the financial year.</p> <p>CQC preparation given the delegation of adult social care statutory duties across the health and care partnership.</p>		
Risks to non-delivery:	Reliance on short term in year grants.		



Public Health

Vision

We want people to be informed, capable of living independent lives, self-supporting and resilient in maintaining/improving their own health. By feeling valued through their lives, people will be in control of their own wellbeing, have opportunities to be fulfilled and are able to actively engage in life in an environment that promotes health and protects people from avoidable harm.

Number of children showing a good level of development at age five (Higher is better)

68.80%

Under 75 all-cause mortality rates from all causes (Lower is better)

406.20

directly standardised rate per 100,000 population

Proportion of children aged 4-5 years classified as overweight or obese (Lower is better)

23.90%

Proportion of children aged 10-11 years classified as overweight or obese (Lower is better)

39.00%

Infant mortality - deaths of infants aged under one year (Lower is better)

6.00

Rate per 1,000 live births

Perinatal mortality – stillbirths and early neonatal (<7 days) deaths (Lower is better)

8.60

Rate per 1,000 live births and still births

Smoking prevalence rate (Lower is better)

21.80%

Smoking in pregnancy rate (Lower is better)

18.70%

Total persons successfully quit during 2022-23 (Higher is better)

388

% of children having a timely 2.5 year developmental check by the Health Visiting Service (Higher is better)

93.00%

Outcomes associated with the implementation of the 10 year drug plan

Admissions to hospital with a diagnosis of an alcohol-specific condition (Lower is better)

684

Age standardised rates per 100,000 population

0.2%

Of Total Revenue
Service Budgets

(£0.2M)

Actual Revenue
Underspend

50%

Variance as % Of Total
Budget Envelope

REVENUE	Revenue Budget £'M	Revenue Actual £'M	Variance £'M
Public Health	(0.4)	(0.6)	(0.2)
	(0.4)	(0.6)	(0.2)

Service Comments:-

Public Health – Core Funding Core Public Health is not in receipt of any council funding and meets the costs of salary inflation and any increases in mandatory and demand led services through the public health grant. There was an underspend in the core Public Health budget for 2023-24, which arose solely due to vacancies for a number of key posts during the year. These posts have now been filled. However, potential pressures are anticipated in future years due to the uplift in the public health grant not being sufficient to meet the pay award deals for either Agenda for Change or NJC. As the uplift in Public Health Grant for 2024-25 is less than 2%, these pressures are expected to exacerbate in the coming years if we are to maintain the current Public Health grant allocation arrangements / finance principles. The contracts for both sexual health and substance use are due to be re-commissioned and there is a risk around the viability of future contracts within the current budget envelopes, although this is being managed. Adults Wellbeing has recently transferred under PH , no variances are forecasted at present -this is not public health funded

Public Health Nursing Service and the Wellbeing Service - Public Health meets the costs of salary inflation and any increases in mandatory and demand led services through the public health grant. The Public Health Nursing service had an underspend in 2023/24 due to the service carrying a significant number of vacancies, due to difficulties in recruitment to this area. This issue is reflected nationally in recruitment into Public Health Nursing Services. The Wellbeing Service also had an underspend due to carrying vacancies for critical posts. Again, as the uplift in Public Health Grant for 2024-25 is less than 2%, the pressures for both public health nursing and the wellbeing services are expected to exacerbate in the coming years if we are to maintain the current Public Health grant allocation arrangements / finance principles.

Public Health

Delivery of Priorities – Achievements, Challenges & Risks

Performance:

Green

Finance:

Green

Overview of achievements in 2023/24:

A **new joint Director of Public Health** arrangement for the whole of Northern Lincolnshire commenced during 2023/24 and is now well established across the two authorities with learning and good practice being routinely shared and areas of joint working and governance being developed, where appropriate.

The **strategic frameworks** for mental health, suicide prevention, healthy weight and tobacco have all continued to be reviewed and implemented throughout the year via their corresponding strategic boards. A few examples of achievements throughout the year include submitting an application with our partners across the system for a prevention concordat for better mental health for our area; the continued use of real-time surveillance data to help prevent suicides, supporting children's services to develop bereavement toolkits for families bereaved by suicide, a healthy weight maternity programme which now has a successful pathway in place and is supporting pregnant women across Northern Lincolnshire; a food survey that has gained local insight into food and health related trends and will ultimately help inform NEL food environment work; continued uptake of the tier 2 weight management programme; the development of a local food awards scheme which will commence with key workplaces in target areas; the continued delivery of smoking cessation support by the wellbeing service in a variety of settings including GP practices and community based organisations; a successful bid for Vape to Quit' funding which provides e-cigs through a targeted approach in social housing; the development of a staff smoking cessation offer at the hospital, piloting the direct supply of NRT via the wellbeing service; delivery of the INTENT programme in 10 secondary schools; the establishment of smoke free play parks and an agreed position statement on vaping.

We received a **non-recurrent £312k of ICB health inequalities funding** during the year and developed a number of projects with the funding. These focus on the communities in NEL facing the greatest health inequalities and include a targeted offer of the NHS Health Check Programme and tobacco control, a maternal wellbeing programme (focusing on reducing prematurity rates in NEL), a programme to support families in terms of achieving a healthy weight and grants for the VCSE sector for specific community-based projects. All programmes are being continuously evaluated and will inform the plans for the further inequalities funding in the new financial year, which is being overseen by the Population Health Management Executive Group.

Public Health (2)

Delivery of Priorities – Achievements, Challenges & Risks

Overview of achievements in 2023/24 (cont):

The initiatives and strategies under the **Starting Well Programme** (eg Parent and Infant Relationships (PaIRs), infant feeding; healthy child programme; and speech, language and communication in the early years) all continue to be implemented and there is strategic and operational synergy with Start for Life and Family Hubs Programme. For PaIRs we have drafted a whole system pathway and staff have been recruited to both specialist health visiting and mental health roles. We have also recruited to an Infant Feeding Co-ordinator post and increased capacity within the infant feeding team, to develop the full offer for parents. The mandated Healthy Child Programme has been delivered in line with national expectations. The end of 2023/24 marks a full year of “Wellcomm” which is a toolkit used in early years settings to support young children with speech and communication skills and an evaluation is forthcoming. The toolkit has been well received by settings and evidence from the system is now being used as evidence for early years inclusion funding, neurodevelopment assessment requests and early years support requests. The community mums’ pilot programme has now been evaluated and learning from this will be used when developing future peer support initiatives. This remains an intended and crucial workstream for Starting Well.

Public Health is also a key stakeholder on the **Developing Well Strategic Board**. As part of this, the teenage conception workstream has now novated over to public health from children’s services. A high-level plan has been developed and a focused group will progress a more detailed action plan. An early pilot to equip young people with relevant evidence-based education been progressed in four identified schools and being evaluated. A presentation has been delivered to the Health and Wellbeing Board and a briefing has been shared with the portfolio holders and the Corporate Parenting Board. Examples of good practice from other authorities has been sought to further develop this plan and links have been made with key services including Learning4Life, our integrated sexual health provider, local pharmacies and the Grimsby Learning Shop to ensure that all vulnerable children are included in our plans, including NEETs and those elective home educated (EHE). Our Public Health offer to schools continues, with a focus on supporting schools with policy development and PSHE curriculum planning, the provision of puberty training for all schools, the completion of a smoking/vaping survey with school aged children and the promotion of the Adolescent Lifestyle Survey.

Public Health (3)

Delivery of Priorities – Achievements, Challenges & Risks

Overview of achievements in 2023/24 (cont):

The **targeted lung health check** was initiated in North East Lincolnshire during 2023-24 with uptake of the service currently at 97%. Referrals for tobacco dependency support will continue to increase as the amount of people screened increases.

For **sexual health**, a new contract for Northern Lincolnshire was awarded during 2023/24. We are currently in the mobilisation phase with the new provider with the new contract commencing in the new financial year. A new service level agreement for pharmacies to continue to deliver ACT (Advice, contraception and testing) is currently in progress. This will allow pharmacies to receive training and guidance from the Sexual Health service provider to offer C-Card's (free condoms) EHC (emergency hormone contraception) and Chlamydia home testing kits. They will work as part of a wider system to reduce teen conceptions and detect & help prevent the spread of Chlamydia in 15-24 year olds.

For **substance use**, discussions continue regarding the re-commissioning of the new contract. Implementation of the 10-year drug strategy continues and the new Director of Public Health is now the Chair of the Northern Lincs Combatting Drugs Partnership. The alcohol liaison nurse project is fully embedded within the hospital Alcohol Care team and is in the process of developing support for those using other substances. The recovery community which is supported by public health continues to go from strength to strength with a new creative hub and café established on the Kasbah to provide support to those in recovery from substance use problems and veterans.

Key challenges:

Outcome indicators for health inequalities, mental health, suspected suicides, alcohol use, complex drug use, weight gain and smoking all continue to be challenging. We still have significant concerns around a downturn in immunisation rates which could make us more vulnerable to communicable disease outbreaks in the coming years. We have successfully obtained £42k to promote uptake of various child & adult vaccinations including MMR and shingles. Smoking in pregnancy rates continue to adversely impact infant and perinatal mortality rates. Premature births are the leading cause of infant mortality & NEL prematurity rates are the highest in the country. School readiness in NEL remains slightly lower than the England average. There are a range of inequalities, particularly amongst boys from more deprived backgrounds and those with special education needs & disabilities. Development in the communication development goal is not optimal.

In terms of finance, the pay awards present public health's biggest financial risk moving forward

Risks to non- delivery:

None to report this quarter.



Corporate Budget Performance

The main corporate budgets are in relation to the borrowing costs that the Council incurs to fund its capital investment programme, with the aim to manage within prudential borrowing limits and in accordance with the Council's Treasury Management Strategy.

Funding - Summary

(£8.4M) Actual Additional Revenue

FUNDING	Revenue Budget £'M	Revenue Actual £'M	Variance £'M
Council tax	(82.3)	(82.1)	0.2
Business Rates	(49.2)	(57.8)	(8.6)
Revenue Support Grant	(10.7)	(10.7)	0.0
Other Corporate Funding	(48.4)	(48.4)	0.0
Total	(190.6)	(199.0)	(8.4)

Comments:

The additional funding is driven by one off funding changes. These include a prior year surplus in Business Rates (£6.0m) due to a change in the appeals provision calculation and an additional top up grant included in the 24/25 settlement (£0.9m) which was accounted for in 23/24 in line with CIPFA guidance. Other small adjustments included a levy surplus and Renewables / Enterprise Zone reliefs.

15%

Of Total Revenue
Service Budgets

(£3.3M)

Actual Revenue
Underspend

12.7%

Variance as % Of Total
Budget Envelope

REVENUE	Revenue Budget £'M	Revenue Actual £'M	Variance £'M
Other Corporate Budgets	25.9	22.6	(3.3)
	25.9	22.6	(3.3)

Service Comments:-

The underspend is due to the flexible use of capital receipts to support transformational activities.

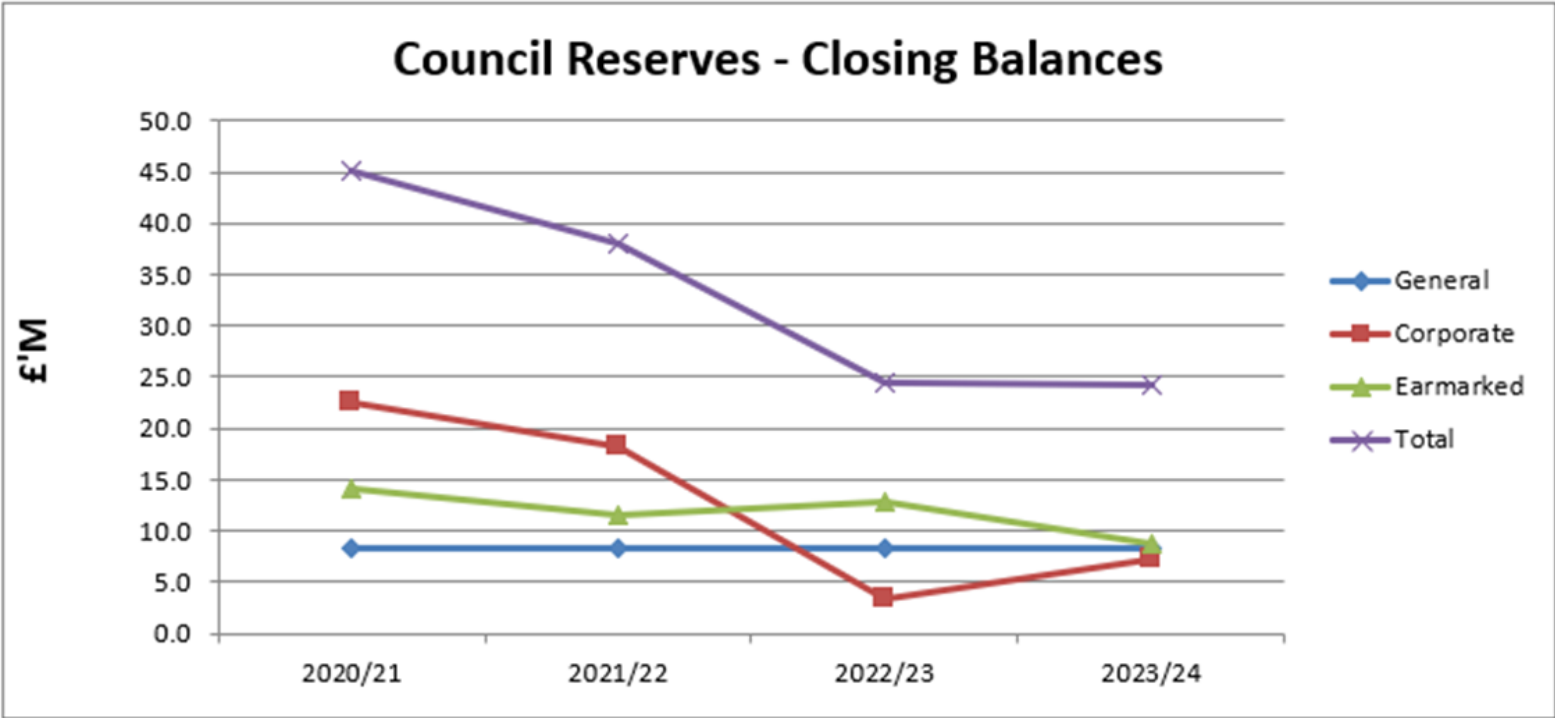
Reserves

£8.3M

General Fund

£24.2M

23/24 Total Reserve
Closing Balance



Comments

General fund reserves, set aside to deal with any unforeseen events, remain at £8.3M. This is in line with the medium-term financial plan and considered to be a prudent level considering the increased level of risk to which the Council is currently exposed.

It is important to ensure that our reserves remain robust to be able to respond to unforeseen or none routine calls on expenditure, whilst minimising the impact on planned service delivery. The adequacy of reserves are reviewed regularly with consideration to future key risk areas.

Reserves

£8.3M

General Fund

£24.2M

23/24 Total Reserve
Closing Balance

Corporate Reserves	2022/23	2023/24
Transformation	-	0.2
Debt Financing	-	1.5
Business Rates Equalisation	2.9	2.2
Council Tax Hardship Fund	0.3	0.3
Major Contracts	-	1.0
MTFP - Management of Change	-	2.0
COVID19 Hardship / Test & Trace	0.2	-
	3.4	7.2

Earmarked Reserves	2022/23	2023/24
Adult Services	4.4	0.7
Childrens Services	2.5	1.8
Economy & Growth	2.1	2.0
Environment	0.0	0.0
Partner Reserves	0.6	1.2
Public Health	1.7	1.5
Resources	1.1	0.9
Technical	0.5	0.5
	12.8	8.7

Comments

The ongoing risk and uncertainty around the economy, service demand and transformational activities may result in additional expenditure being incurred, where the financial impact of such activities is not yet determined.

Earmarked reserves are held for the purpose of supporting clearly defined activities and outcomes relating to service delivery, over and above business as usual. Whilst corporate reserves help to smooth the financial impact of strategic change, transformation and economic challenges.

Working Capital Management

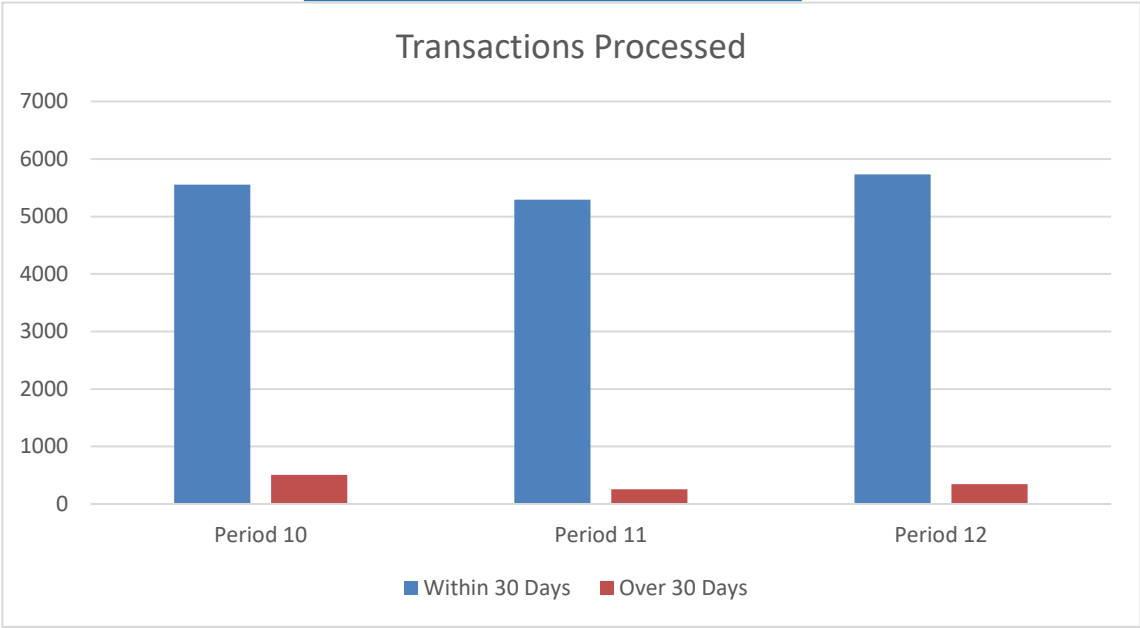
94.0%

Creditor Invoices Paid within 30 days during Qtr. 3

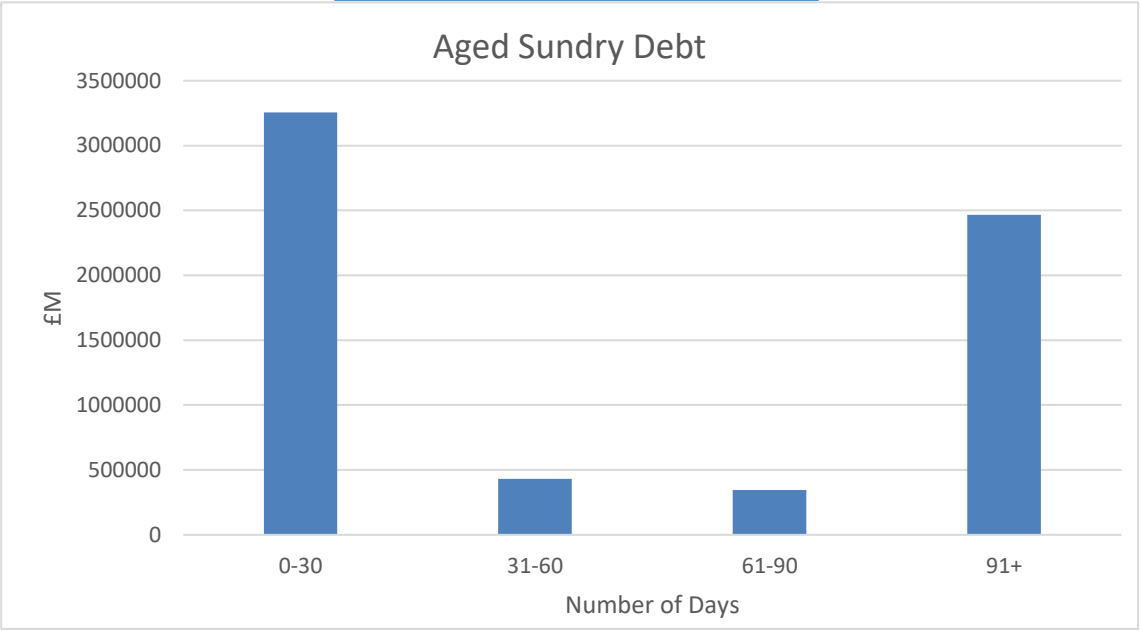
£3.3M

Value of debt over 90 days at Qtr. 3

Invoices Paid During Qtr.



Outstanding Debt at Qtr.



The processing of creditor invoices within terms remains constant. Quarter 3 2023-24 invoices paid within terms was 94%, Quarter 4 2023-24 remains at 94%. The volume of invoices processed in Quarter 4 was c17,700, this was a similar level to the c17,500 processed in Quarter 3. Areas for improvement continue to be explored as knowledge of the financial system capabilities develop.

The 0-30 debt (invoices not yet due) includes 3 large invoices that total £0.9m. The debt for 91+ days includes invoices where debt is being collected on agreed payment plans. Overall outstanding debt 91+ days has reduced by 26% vs. Quarter 3. Debt management continues and there are a number of factors influencing outstanding debt, initial delays in the debt recovery process due to the new finance system and the economic challenges faced by the local economy and communities. Debt management arrangements are in place, collections remain a key focus and outstanding debt continues to be monitored.

Capital Programme

Outturn

Capital Programme

SCHEME	2024/25 Capital Programme	2025/26 Capital Programme	2026/27 Capital Programme
	£'000	£'000	£'000
REGENERATION	44,424	20,813	300
Clee HLF Townscape Heritage	1,139	0	0
SHIIP Scheme	1,235	0	0
Playing Pitch Reprovision	883	0	0
Cleethorpes Public Art	53	0	0
Town Deal Investment	4,581	0	0
Towns Fund - Central Library	3,592	0	0
UK Shared Prosperity Fund	704	0	0
Leisure Capital Grant	80	0	0
Freshney Place Development	18,546	5,547	0
Cleethorpes Masterplan - Market Place LUF scheme	1,700	2,828	0
Towns Fund - St James House	2,229	0	0
Towns Fund - Activation Fund	281	176	0
Towns Fund - Riverhead Square	823	0	0
Towns Fund - Public Realm Connectivity	2,836	0	0
Cleethorpes Masterplan - Sea Rd LUF scheme	2,300	6,365	0
Cleethorpes Masterplan - Pier Gardens LUF scheme	2,850	5,597	0
Tennis Court Refurbishment	33	0	0
Play Zone	209	0	0
Freshney Place Fit Outs	350	300	300

Capital Programme

SCHEME	2024/25 Capital Programme	2025/26 Capital Programme	2026/27 Capital Programme
	£'000	£'000	£'000
HOUSING, HIGHWAYS & TRANSPORT	33,013	13,198	150
Disabled Facilities Grants	5,275	3,500	0
Local Transport Plan Schemes	6,971	4,288	0
Housing Assistance Grants and Loans	649	0	0
Immingham Lock flood Def Gates	3	0	0
Corporation Rd Bridge Refurb	2,604	0	0
Rough Sleeper Accom Grant	61	0	0
Gy and Imm Flood Innov Funding	1,909	0	0
Sustainable Warmth - new scheme	207	0	0
Flood Defences - Humberston Fitties	83	0	0
A180 Structures	10,526	0	0
Grimsby Surface Water Flood Alleviation	62	0	0
Bus Service Improvement Plan	617	0	0
Towns Fund - Garth Lane	2,672	4,410	0
Toll Bar Drop Off	524	0	0
Greater Lincs Groundwater Project	850	1,000	150
LAW AND GOVERNANCE	72	0	0
Audio Visual System	72	0	0
DEPUTY S151	16,087	13,369	21,700
Capital Investment	4,087	11,369	19,700
Capital Rec't Flexibility	12,000	2,000	2,000

Capital Programme

SCHEME	2024/25 Capital Programme	2025/26 Capital Programme	2026/27 Capital Programme
	£'000	£'000	£'000
POLICY, STRATEGY & RESOURCES	10,540	1,797	0
Backlog Maintenance	2,897	0	0
Property Rationalisation Programme	154	0	0
Cartergate Office Development	136	0	0
ICT Refresh	640	0	0
Heritage Assets at Risk	3,807	0	0
Business Centre Improvement	197	0	0
M365 Transformation Programme	96	0	0
CRM Developments - new scheme	45	0	0
Childrens Services Platform	2,260	1,626	0
Digital Platform	271	171	0
Northgate Cloud Upgrade	37	0	0
EDUCATION & INCLUSION	17,133	6,519	0
Schools - Devolved Formula Cap Grant	181	0	0
Schools - Backlog Maintenance	348	350	0
Schools - Basic Need Sufficiency of Places	11,910	5,103	0
SEND Special Prov Fund	4,386	1,066	0
Wraparound Childcare Programme	308	0	0

Capital Programme

SCHEME	2024/25 Capital Programme	2025/26 Capital Programme	2026/27 Capital Programme
	£'000	£'000	£'000
ENVIRONMENT	7,561	5,609	107
Fleet Replacement Programme	1,441	975	0
Enhancement of Bereavement Services	521	0	0
Depot Rationalisation	4,492	0	0
Scartho Cemetery Lodge & Waiting Rooms	24	0	0
Environmental Services Mgt System	47	0	0
Regulatory Services Management System	4	0	0
Memorial Testing & Repairs	25	0	0
Play Areas	3	0	0
Urban Tree Challenge Fund	95	72	107
LA Treescapes Fund	55	0	0
Salix - Public Sector Decarbonisation Scheme	854	4,562	0
TOTAL CAPITAL PROGRAMME	128,830	61,305	22,257

FUNDING	2024/25 Capital Programme	2025/26 Capital Programme	2026/27 Capital Programme
	£'000	£'000	£'000
Specific Grants	50,007	22,635	0
Unringfenced Grants	20,926	12,581	257
s106/private cont	2,419	0	0
Ring fenced cap rcpts	12,000	2,000	2,000
RCCO/EMR's	0	0	0
Corp Resource	43,478	24,089	20,000
TOTAL FUNDING	128,830	61,305	22,257