



Proposed South - East Elevation Showing Seats

1:100



Proposed North - East Elevation Showing Chairs

1:100



Proposed South - East Elevation Showing Screens

1:100



Proposed North - East Elevation Showing Screens

1:100



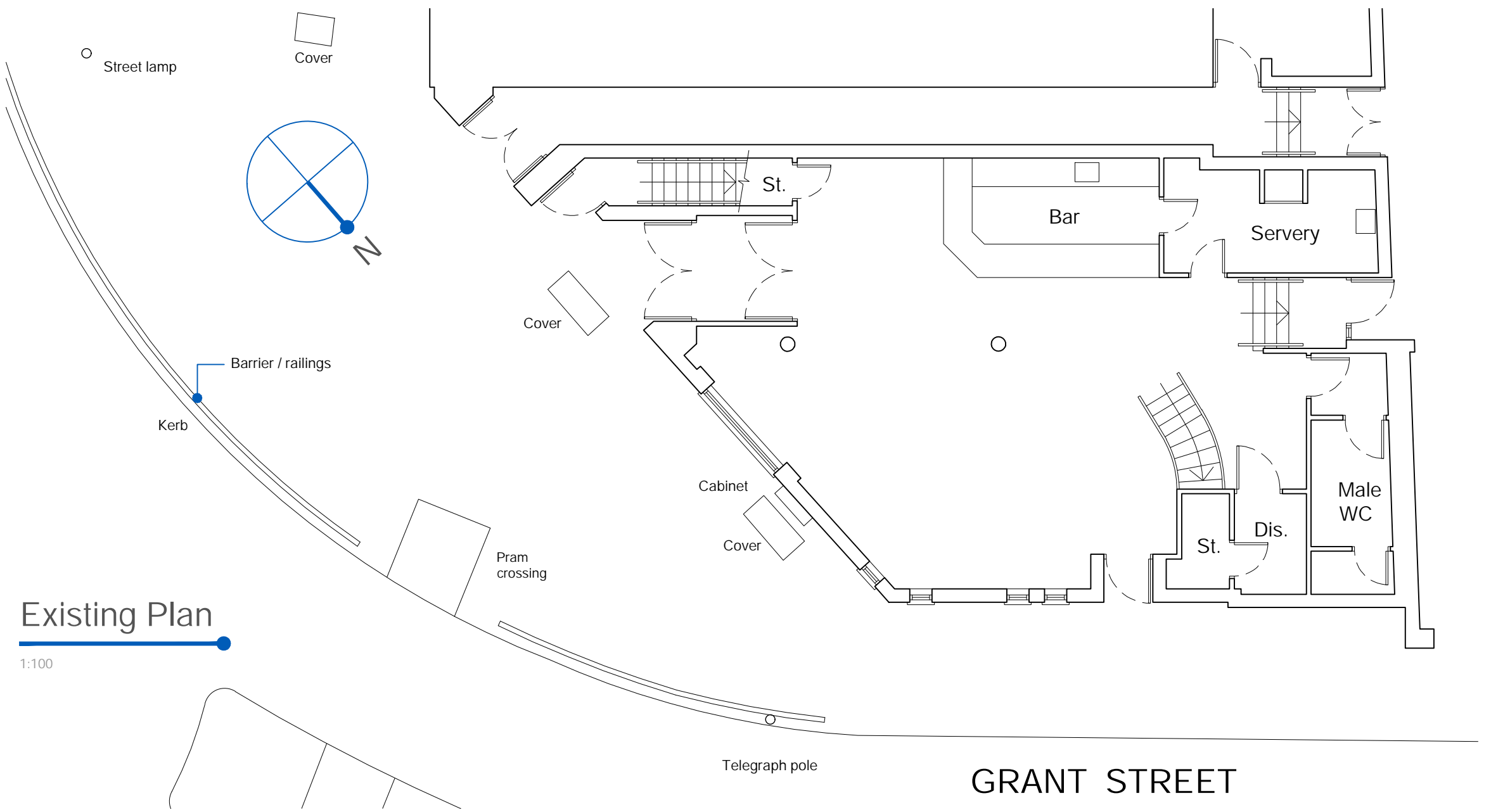
Existing South - East Elevation

1:100



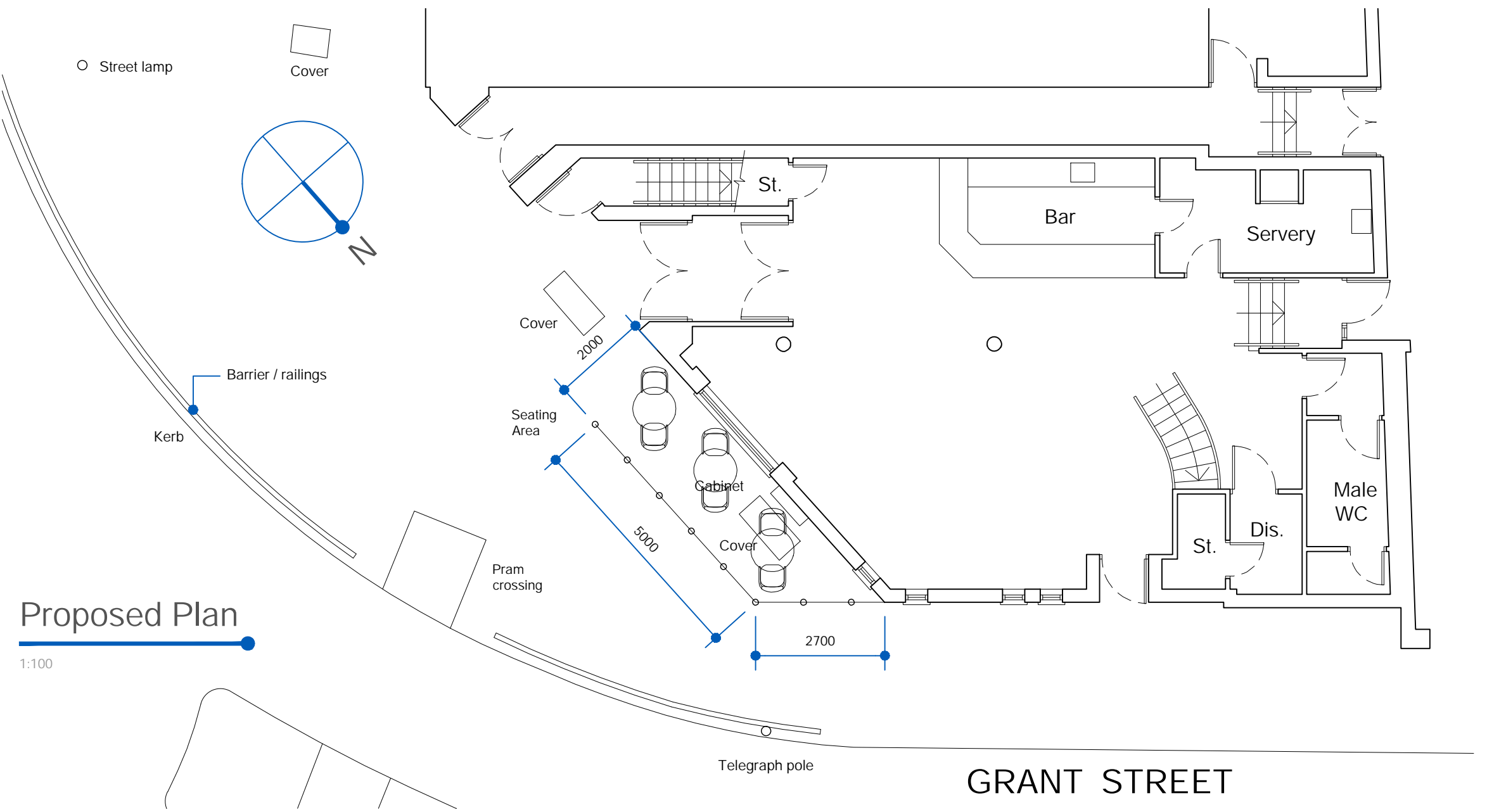
Existing North - East Elevation

1:100



Existing Plan

1:100



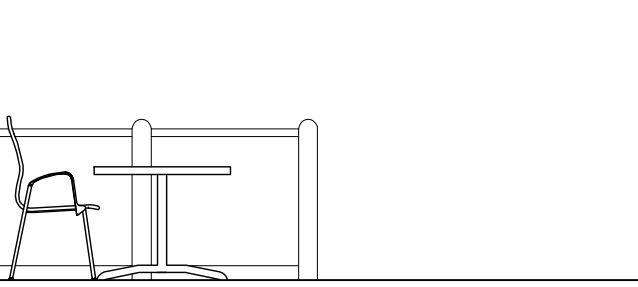
Proposed Plan

1:100

Scale Bar
0mm 25mm 50mm 75mm

Notes
Drawing copyright of Ross Davy Associates
Used figured dimensions only, do not scale from this drawing
All materials specified are to be used in strict accordance with manufacturers written instructions and current codes of practice
Should the project fall under the scope of the Equality Act, Party Wall Act or the CDM Regulations, it is the Employer's responsibility to initiate the following:
- Disabled Access Audit
- Party Wall Notice and Surveys (if required)
- Pre-Construction Health and Safety Plan
These drawings are to be considered as Preliminary and for information only until technical approval has been obtained from the relevant Local Authority/Department. Commencement of work on site prior to these approvals is at the Client's/Contractor's risk.
Inspections and Surveys
Where elements of the construction are not visible during the survey, it is the contractor's responsibility to identify structural elements such as floor joists and supporting structures, prior to any demolition works and inform client / architectural consultant. Additional works may therefore be necessary. Our survey does not include any destructive investigations.

Drawing Revisions
A 14-07-20 - Plan updated



Proposed West Elevation

1:100



Proposed Block Plan

1:500



Site Location Plan

1:100

Ross Davy Associates
Pelham House, 1 Grosvenor Street,
Grimsby, N.E. Lincolnshire, DN32 0QH
Tel: 01472 347956
Email: design@rossdavytld.co.uk
Web: www.rossdavytld.co.uk

Project Retention of Outside Seating at
Baracuda / Swashbuckle
1 - 3 Grant Street,
Cleethorpes

Drawing Title Existing and Proposed Layouts

Drawn MD Scale As Noted
Date Aug 18 Size A1

Drawing No. RD:3805 - 01 A

APPROVAL